

# BRIGGS

## EQUIPMENT

# NW200

Wednesday 6<sup>th</sup> – Saturday 9<sup>th</sup> May 2026

promoted by  
Coleraine & District Motor Club  
[www.northwest200.org](http://www.northwest200.org)



## SUPERSTOCK



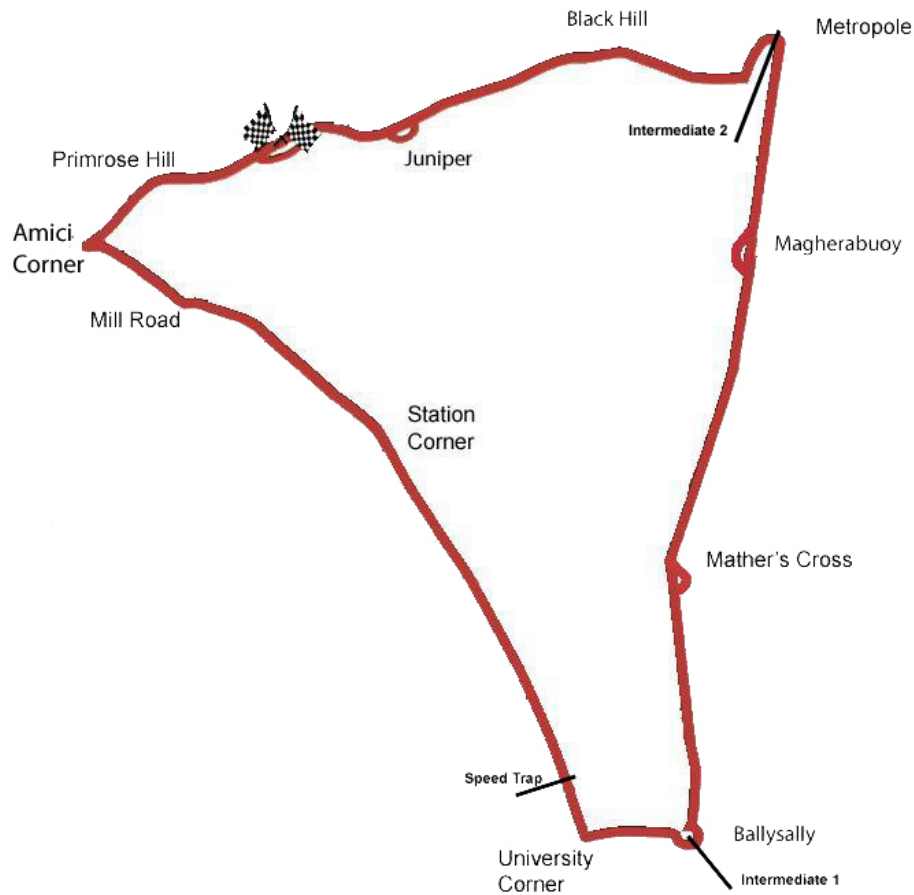
Causeway  
Coast & Glens  
Borough Council



TOURISM  
NORTHERN  
IRELAND



# The Triangle Circuit 8.970 miles



## MOST WINS at NORTH WEST 200 at the start of the meeting

Alastair Seeley	29	2008 - 23	(Supersport – 13, Superstock – 12, Superbike – 4)
Robert Dunlop	15	1986 - 06	(125 – 5, 250 – 4, 350 – 1, Superbike – 5)
Michael Rutter	14	1997 - 17	(Supertwin – 1, Supersport – 2, Prod'n/S'tock – 2, Superbike – 9)
Joey Dunlop	13	1979 - 88	(250 – 1, 500 – 1, Production 750 – 2, Superbike – 9)
Phillip McCallen	11	1991 - 97	(250 – 2, 400 – 1, Supersport – 4, Superbike – 4)
Glenn Irwin	11	2017 - 24	(Superbike – 11)
Bruce Anstey	10	2002 - 14	(Supersport – 5, Production/Superstock – 4, Superbike – 1)
Tony Rutter	9	1973 - 82	(250 – 2, 350 – 5, 500 – 1, Superbike – 1)
Davey Todd	9	2019 - 25	(Supersport – 4, Superstock – 3, Superbike – 2)
Ian Lougher	8	1991 - 05	(125 – 5, 250 – 1, Supersport – 1, Superstock – 1)
Steve Plater	8	2006 - 09	(Supersport – 3, Superbike – 5)
Michael Dunlop	8	2008 - 25	(250 – 1, Supersport – 2, Superstock – 2, Superbike – 3)
Richard Cooper	7	2022 - 25	(Supertwin – 5, Supersport – 2)
Steven Cull	6	1980 - 88	(250 – 3, 350 – 1, Superbike – 2)
John McGuinness	6	2000 - 12	(250 – 1, 400 – 1, Supersport – 1, Superbike – 3)
Arthur Wheeler	5	1951 - 62	(250 – 5)
Tommy Robb	5	1959 - 65	(125 – 1, 250 – 4)
John Williams	5	1974 - 77	(350 – 1, 500 – 2, Superbike – 2)
Mick Grant	5	1975 - 82	(500 – 2, Superbike – 3)
Woolsey Coulter	5	1989 - 98	(250 – 5)
Ian Simpson	5	1995 - 98	(Supersport – 1, Production – 1, Superbike – 3)
Ryan Farquhar	5	2003 - 15	(Supertwin – 2, Supersport – 3)
Lee Johnston	5	2014 - 22	(Supertwin – 2, Supersport – 2, Superstock – 1)
Ernie Nott	4	1929 - 32	(500 – 4)
Jimmie Guthrie	4	1934 - 37	(500 – 4)
Bob McIntyre	4	1953 - 61	(350 – 2, 500 – 2)
Eddie Laycock	4	1986 - 90	(250 – 4)
David Jefferies	4	1999 - 02	(Supersport – 1, Superbike – 3)
William Dunlop	4	2009 - 14	(125 – 1, 250 – 1, Supersport – 1, Superbike – 1)
Peter Hickman	4	2018 - 24	(Supertwin – 2, Superstock – 2)

# The Triangle Circuit 8.970 miles

## LAP & RACE RECORDS & BEST SECTORS ANALYSIS (RACE & QUALIFYING)

at the start of the meeting

<b>SUPERTWIN</b>	<b>Name</b>	<b>Machine</b>	<b>Laps</b>	<b>m</b>	<b>s</b>	<b>mph</b>	<b>Session &amp; Year</b>
Lap Record	Richard Cooper	Kawasaki	4	47.065		112.490	Supertwin-2 2022
Best Qualifying Lap	Richard Cooper	Kawasaki	4	48.326		111.998	Thu Qualifying 2025
Best Sector 1	Richard Cooper	Kawasaki	2	06.768		114.729	Thu Qualifying 2025
Best Sector 2	Richard Cooper	Kawasaki	1	32.466		121.082	Supertwin-1 2025
Best Sector 3	Peter Hickman	Yamaha	1	05.960		99.333	Supertwin-2 2024
Ideal Lap (sum of best sectors)			4	43.823		113.775	*
Difference (Best Lap – Ideal Lap)					3.242		
Race Record	Richard Cooper	Kawasaki	4	19	08.608	112.017	Supertwin-2 2022

<b>SUPERSPORT</b>	<b>Name</b>	<b>Machine</b>	<b>Laps</b>	<b>m</b>	<b>s</b>	<b>mph</b>	<b>Session &amp; Year</b>
Lap Record	Michael Dunlop	Ducati	4	32.162		118.650	Supersport-1 2025
Best Qualifying Lap	Richard Cooper	Yamaha	4	33.627		118.015	Thu Qualifying 2024
Best Sector 1	Michael Dunlop	Ducati	2	00.108		121.091	Supersport-1 2025
Best Sector 2	Richard Cooper	Yamaha	1	26.154		129.953	Supersport-2 2025
Best Sector 3	Peter Hickman	Triumph	1	03.777		102.733	Supersport-2 2023
Ideal Lap (sum of best sectors)			4	30.039		119.583	
Difference (Best Lap – Ideal Lap)					2.123		
Race Record	Richard Cooper	Yamaha	4	18	14.560	117.549	Supersport-2 2025

<b>SUPERSTOCK</b>	<b>Name</b>	<b>Machine</b>	<b>Laps</b>	<b>m</b>	<b>s</b>	<b>mph</b>	<b>Session &amp; Year</b>
Lap Record	Alastair Seeley	BMW	4	19.407		124.484	Superstock-2 2023
Best Qualifying Lap	Davey Todd	BMW	4	19.324		124.524	Thu Qualifying 2024
Best Sector 1	Michael Dunlop	BMW	1	54.619		126.890	Superstock-1 2025
Best Sector 2	Peter Hickman	BMW	1	21.615		137.181	Superstock-2 2025
Best Sector 3	Peter Hickman	BMW	1	02.382		105.030	Superstock-2 2025
Ideal Lap (sum of best sectors)			4	17.602		125.356	*
Difference (Best Lap – Ideal Lap)					1.805		
Race Record	Davey Todd	BMW	4	17	17.767	123.982	Superstock-1 2024

<b>SUPERBIKE</b>	<b>Name</b>	<b>Machine</b>	<b>Laps</b>	<b>m</b>	<b>s</b>	<b>mph</b>	<b>Session &amp; Year</b>
Lap Record	Glenn Irwin	Ducati	4	16.737		125.779	Superbike-1 2024
Best Qualifying Lap	Glenn Irwin	Ducati	4	16.443		125.928	Thu Qualifying 2024
Best Sector 1	Michael Dunlop	BMW	1	54.054		127.519	Superbike-3 2025
Best Sector 2	Michael Dunlop	BMW	1	20.611		138.889	Superbike-2 2025
Best Sector 3	Glenn Irwin	Ducati	1	01.877		105.887	Superbike-1 2024
Ideal Lap (sum of best sectors)			4	15.086		126.593	*
Difference (Best Lap – Ideal Lap)					1.651		
Race Record	Glenn Irwin	Ducati	4	17	06.551	125.336	Superbike-1 2024

<b>Sector</b>	<b>Description</b>	<b>Distance</b>
Sector 1	Finish to Ballysally Roundabout	4.04 miles
Sector 2	Ballysally Roundabout to Metropole	3.11 miles
Sector 3	Metropole to Finish	1.82 miles

2025 – Sector 1 shorter and Sector 2 longer due to Intermediate 2 being repositioned at Ballysally Roundabout. Ideal Lap Times marked with \* were not bettered in 2025 and are calculated using previous sector 1 & 2 positions.

## FASTEST SPEED TRAP SPEEDS

<b>Class</b>	<b>Name</b>	<b>Machine</b>	<b>mph</b>	<b>Session &amp; Year</b>
Superbike	Josh Brookes	BMW	212.4	2023 Thu Qualifying
Superbike	Bruce Anstey	Honda	209.8	2016 Superbike-1
Superbike	Davey Todd	BMW	209.8	2024 Thu Qualifying
Superbike	Glenn Irwin	Ducati	209.8	2024 Superbike-1
Superbike	Alastair Seeley	BMW	209.1	2023 Thu Qualifying
Superbike	Dean Harrison	Honda	209.1	2025 Wed Qualifying
Superstock	Michael Dunlop	Honda	206.5	2023 Superstock-1
Supersport	Richard Cooper	Yamaha	187.0	2023 Supersport-1
Supertwin	Richard Cooper	Kawasaki	170.5	2023 Tue Qualifying

# BRIGGS EQUIPMENT NORTH WEST 200

## SUPERSTOCK

Q3: First Qualifying

Wednesday, 06 May 2026



# NW200


Pos	Class	No	Name	Machine / Sponsor	Qualifying Time	Qualifying Speed		Total Laps	Qualifying Laps	
					5:52.330	Best Lap	Speed			
					Time	Behind	Speed	On		
<b>Qualifying Classification</b>										
1	STK	25	Josh BROOKES	Honda - DAO Racing	4:55.143		109.411	5	5	3
2	STK	3	Dean HARRISON	Honda - Honda Racing	4:56.764	1.621	108.814	5	5	4
3	STK	79	Storm STACEY	BMW - Alpha Racing/CD Racing by MSS	4:59.361	4.218	107.870	2	3	2
4	STK	1	John McGUINNESS	Honda - Honda Racing	5:01.709	6.566	107.030	2	5	4
5	STK	96	Dominic HERBERTSON	BMW - KTS Racing	5:01.738	6.595	107.020	4	4	3
6	STK	20	Carl PHILLIPS	BMW - Bell Bikesport B&W Racing	5:04.193	9.050	106.156	4	5	4
7	STK	12	Ian HUTCHINSON	BMW - Team RST	5:04.521	9.378	106.042	3	5	4
8	STK	92	Mitch REES	Honda - Milenco by Padgett's Motorcycles	5:04.902	9.759	105.909	5	5	4
9	STK	22	Paul JORDAN	Honda - Jackson Racing by Prosper2	5:07.321	12.178	105.076	4	4	2
10	STK	16	Mike BROWNE	Honda - MB Racing/Russell Racing	5:08.961	13.818	104.518	2	4	3
11	STK	13	Gary McCOY	BMW - Madbros Racing	5:10.931	15.788	103.856	4	5	4
12	STK	35	Mark HEWITT	BMW - Gibson Motors/Firewood Supplies	5:11.553	16.410	103.648	6	6	5
13	STK	59	Darryl TWEED	Honda - JLR by Ability Energy Ltd	5:13.046	17.903	103.154	3	4	3
14	STK	23	Marcus SIMPSON	Honda - WH Racing	5:14.772	19.629	102.589	5	5	4
15	STK	42	Jonathan PERRY	Honda - Gordon Huxley Racing	5:17.909	22.766	101.576	4	4	2
16	STK	29	David JOHNSON	Kawasaki - Platinum Club Racing Kawasaki	5:19.210	24.067	101.162	2	4	3
17	STK	64	Grant THOMSON	Suzuki - IOM Bike Storage/Gorilla Racing	5:19.672	24.529	101.016	2	5	3
18	STK	10	James CHAWKE	BMW - Chawkie Racing	5:21.162	26.019	100.547	3	4	3
19	STK	54	Franco BOURNE	Honda - Team ILR with Frog Vehicle	5:21.761	26.618	100.360	5	5	3
20	STK	14	Ilja CALJOUW	Kawasaki - Performance Racing Achterhoek	5:22.232	27.089	100.214	5	5	3
21	STK	212	Dean McMASTER	Kawasaki - AIR NI Racing	5:23.155	28.012	99.927	4	5	4
22	STK	134	Don GILBERT	Yamaha - Parker Car Transport Racing	5:23.267	28.124	99.893	5	5	3
23	STK	139	Dermot CLEARY	Suzuki	5:25.844	30.701	99.103	3	5	4
24	STK	5	Kevin KEYES	Honda - Daracore Racing	5:25.986	30.843	99.059	2	3	2
25	STK	30	Eddy FERRE	Honda - Optimark Road Racing	5:27.634	32.491	98.561	3	5	3
26	STK	74	Kamil HOLAN	BMW - Hefty74	5:28.168	33.025	98.401	3	5	4
27	STK	34	Liam CHAWKE	Suzuki - Chawkie Racing SC	5:28.298	33.155	98.362	3	3	2
28	STK	88	Sean McTAGGART	BMW - Smith's Garage Contin	5:28.657	33.514	98.254	5	5	3
29	STK	41	Aaron SPENCE	Honda	5:29.681	34.538	97.949	3	4	2
30	STK	11	Amalric BLANC	Yamaha - Never Be Clever Racing	5:29.911	34.768	97.881	4	4	3
31	STK	71	Phillip CROWE	BMW - Crowe Performance	5:31.120	35.977	97.524	5	5	4
32	STK	46	Rhys HARDISTY	Honda - RH Racing	5:31.812	36.669	97.320	4	4	3
33	STK	234	Fedrik MATTHYS	BMW - Hoffmann by MRP	5:39.294	44.151	95.174	5	5	4
34	STK	85	Olivier LUPBERGER	Yamaha - Team Lupi by Heidger Motorsport	5:41.892	46.749	94.451	4	4	3
35	STK	8	Pontus RÖSTLINGER	Honda - Röstlinger Racing	5:43.826	48.683	93.920	2	4	3

### Non Qualifiers

STK	60	Peter HICKMAN	BMW - Monster BMW Motorrad	5:02.318	7.175	106.815	3	3	1
STK	47	Richard COOPER	BMW - SMS / Nicholl Oils Racing	5:16.229	21.086	102.116	3	3	1
STK	6	Michael DUNLOP	BMW	5:23.667	28.524	99.769	3	3	1
STK	91	Julian TRUMMER	BMW - Smith Racing	5:27.732	32.589	98.532	2	2	1
STK	17	Michael EVANS	Honda - Dafabet Racing	5:42.048	46.905	94.408	2	2	1
STK	87	Emil KRCHNAVY	Kawasaki - KRS Racing	5:48.202	53.059	92.739	2	4	1
STK	19	Jean Pierre POLET	BMW - Road's Warrior	5:56.088	1:00.945	90.685	3	4	0
STK	121	Liam THORNTON	Honda - Thornton Racing	5:56.527	1:01.384	90.574	2	4	0
STK	53	Wayne BOURGEOIS	Yamaha - Basomba Racing/La Bécanerie	6:06.300	1:11.157	88.157	3	3	0
STK	90	Craig KENNELLY	Honda - I-HV Racing	6:06.812	1:11.669	88.034	3	3	0
STK	43	Stephen DEGNAN	Kawasaki	6:56.171	2:01.028	77.593	2	3	0
STK	32	Martin MORRIS	Honda - Redspeed International	9:51.744	4:56.601	54.571	1	2	0
STK	21	Marty LENNON	BMW	11:54.994	6:59.851	45.164	1	1	0
STK	311	Florian ASTNER	BMW	16:24.165	11:29.022	32.812	1	2	0
STK	15	Sam WEST	BMW - Moto-Hub.co.uk	21:15.397	16:20.254	25.319	1	1	0
STK	44	Rob HODSON	Honda - SMT Racing	23:12.821	18:17.678	23.185	1	1	0
STK	40	Maurizio BOTTALICO	BMW - Crowe Performance	29:47.366	24:52.223	18.067	1	1	0

Provisional result to be confirmed by the Stewards of the Meeting subject to completion of technical inspections & the time limit for protests

Page 1 / 2

Circuit	<b>The Triangle</b>	Signed	Organising Club	<b>Coleraine &amp; District MC</b>
Length(miles)	<b>8.9700</b> Lap 1 (8.8300)		Qualifying Started	<b>13:30</b>
Weather	<b>Light rain</b>	Chief Timekeeper		
Track	<b>Drying, 18°C</b>	Issued At: 14:13		




**BRIGGS EQUIPMENT NORTH WEST 200  
SUPERSTOCK  
Q3: First Qualifying  
Wednesday, 06 May 2026**



		Qualifying Time		Qualifying Speed						
		5:52.330		91.653						
Pos	Class	No	Name	Machine / Sponsor	----- Time	Best Lap Behind	----- Speed	On	Total Laps	Qualifying Laps
<b>Non Qualifiers</b>										
	STK	33	Kieran BROCKIE	Suzuki - WR Racing	34:08.210	29:13.067	15.766	1	1	<u>0</u>

**No 11 - No transponder detected; No 16 - +10 second penalty straight through at Mill Road; No 47 - +10 seconds penalty straight through at Mathers**

Provisional result to be confirmed by the Stewards of the Meeting subject to completion of technical inspections & the time limit for protests Page 2 / 2

Circuit	<b>The Triangle</b>	Signed		Organising Club	<b>Coleraine &amp; District MC</b>
Length(miles)	<b>8.9700</b> Lap 1 (8.8300)		Chief Timekeeper	Qualifying Started	<b>13:30</b>
Weather	<b>Light rain</b>	Issued At:	14:13		
Track	<b>Drying, 18°C</b>				



### Qualifying Classification

Position

#### **1** 25 Josh BROOKES

STK Behind

Best Time **4:55.143** Best Speed **109.411** On **5** Gp

Lap	Lap Time	Lap Speed	Sector 1	Sector 2	Sector 3	Speed Trap
1	6:57.146	76.204		1:55.306		165.4
2	10:35.762	50.793		1:33.555	1:15.739	181.0
3	5:14.026	102.832	2:18.008	1:34.635	1:21.383	<b>192.4</b>
4	5:04.566	106.026	2:16.321	1:34.153	1:14.092	186.5
5	<b>4:55.143</b>	<b>109.411</b>	<b>2:11.999</b>	<b>1:29.930</b>	<b>1:13.214</b>	191.8
<i>Ideal</i>	<i>4:55.143</i>	<i>109.411</i>	<i>2:11.999</i>	<i>1:29.930</i>	<i>1:13.214</i>	<i>192.4</i>

#### **2** 3 Dean HARRISON

STK Behind **1.621**

Best Time **4:56.764** Best Speed **108.814** On **5** Gp

Lap	Lap Time	Lap Speed	Sector 1	Sector 2	Sector 3	Speed Trap
1	5:23.301	98.323		<b>1:31.327</b>	1:11.521	192.4
2	5:00.095	107.606	<b>2:10.320</b>	1:38.457	<b>1:11.318</b>	189.1
3	5:17.687	101.647	2:12.712	1:42.645		190.7
4	14:02.099	38.347		1:32.799	1:15.158	194.0
5	<b>4:56.764</b>	<b>108.814</b>	2:11.539	1:31.681	1:13.544	<b>195.7</b>
<i>Ideal</i>	<i>4:52.965</i>	<i>110.225</i>	<i>2:10.320</i>	<i>1:31.327</i>	<i>1:11.318</i>	<i>195.7</i>

#### **3** 79 Storm STACEY

STK Behind **4.218**

Best Time **4:59.361** Best Speed **107.870** On **2** Gp

Lap	Lap Time	Lap Speed	Sector 1	Sector 2	Sector 3	Speed Trap
1	7:29.333	70.745		1:34.500	<b>1:12.615</b>	<b>190.2</b>
2	<b>4:59.361</b>	<b>107.870</b>	<b>2:12.316</b>	<b>1:33.778</b>	1:13.267	188.1
3	5:02.430	106.775	2:12.765	1:34.193		178.1
<i>Ideal</i>	<i>4:58.709</i>	<i>108.105</i>	<i>2:12.316</i>	<i>1:33.778</i>	<i>1:12.615</i>	<i>190.2</i>

#### **4** 1 John McGUINNESS

STK Behind **6.566**

Best Time **5:01.709** Best Speed **107.030** On **2** Gp

Lap	Lap Time	Lap Speed	Sector 1	Sector 2	Sector 3	Speed Trap
1	5:34.252	95.102		1:42.182	1:13.917	171.3
2	<b>5:01.709</b>	<b>107.030</b>	<b>2:14.443</b>	1:33.933	<b>1:13.333</b>	<b>188.1</b>
3	5:03.948	106.242	2:14.978	<b>1:33.658</b>	1:15.312	180.5
4	5:19.258	101.147	2:16.934	1:35.638		173.5
5	10:47.897	49.841		1:40.523		186.5
<i>Ideal</i>	<i>5:01.434</i>	<i>107.128</i>	<i>2:14.443</i>	<i>1:33.658</i>	<i>1:13.333</i>	<i>188.1</i>

### Qualifying Classification

Position

#### **5** 96 Dominic HERBERTSON

STK Behind **6.595**

Best Time **5:01.738** Best Speed **107.020** On **4** Gp

Lap	Lap Time	Lap Speed	Sector 1	Sector 2	Sector 3	Speed Trap
1	19:26.416	27.253		1:37.083	1:20.085	164.6
2	5:07.831	104.902	2:16.979	1:35.049	1:15.803	165.0
3	5:02.790	106.648	2:13.510	<b>1:33.814</b>	1:15.466	185.5
4	<b>5:01.738</b>	<b>107.020</b>	<b>2:12.886</b>	1:34.999	<b>1:13.853</b>	<b>187.0</b>
<i>Ideal</i>	<i>5:00.553</i>	<i>107.442</i>	<i>2:12.886</i>	<i>1:33.814</i>	<i>1:13.853</i>	<i>187.0</i>

#### **6** 20 Carl PHILLIPS

STK Behind **9.050**

Best Time **5:04.193** Best Speed **106.156** On **4** Gp

Lap	Lap Time	Lap Speed	Sector 1	Sector 2	Sector 3	Speed Trap
1	7:59.159	66.341		1:38.311	1:15.052	166.7
2	5:05.262	105.785	<b>2:13.956</b>	1:34.978	1:16.328	173.5
3	5:04.413	106.080	2:15.704	<b>1:34.220</b>	<b>1:14.489</b>	180.0
4	<b>5:04.193</b>	<b>106.156</b>	2:14.789	1:34.449	1:14.955	<b>181.0</b>
5	5:09.277	104.411	2:16.552	1:34.554		174.4
<i>Ideal</i>	<i>5:02.665</i>	<i>106.692</i>	<i>2:13.956</i>	<i>1:34.220</i>	<i>1:14.489</i>	<i>181.0</i>

#### **7** 12 Ian HUTCHINSON

STK Behind **9.378**

Best Time **5:04.521** Best Speed **106.042** On **3** Gp

Lap	Lap Time	Lap Speed	Sector 1	Sector 2	Sector 3	Speed Trap
1	5:19.774	99.408		<b>1:31.889</b>	<b>1:11.502</b>	<b>189.1</b>
2	5:05.979	105.537	<b>2:13.599</b>	1:39.293	1:13.087	186.0
3	<b>5:04.521</b>	<b>106.042</b>	2:14.199	1:34.668	1:15.654	188.1
4	5:47.507	92.925	2:29.681	1:44.480		169.6
5	10:10.830	52.866		1:34.407	1:15.690	<b>189.1</b>
<i>Ideal</i>	<i>4:56.990</i>	<i>108.731</i>	<i>2:13.599</i>	<i>1:31.889</i>	<i>1:11.502</i>	<i>189.1</i>

### Qualifying Classification

Position

**8** 92 Mitch REES

STK Behind 9.759

Best Time 5:04.902 Best Speed 105.909 On 5 Gp

Lap	Lap Time	Lap Speed	Sector 1	Sector 2	Sector 3	Speed Trap
1	10:48.756	48.998		1:34.436	1:14.682	179.1
2	5:09.353	104.386	2:16.937	1:37.211	1:15.205	174.4
3	5:08.152	104.792	<b>2:15.374</b>	1:35.524	1:17.254	<b>183.5</b>
4	5:05.554	105.683	2:16.162	1:33.807	1:15.585	179.5
5	<b>5:04.902</b>	<b>105.909</b>	2:18.371	<b>1:33.652</b>	<b>1:12.879</b>	180.5
<i>Ideal</i>	<i>5:01.905</i>	<i>106.961</i>	<i>2:15.374</i>	<i>1:33.652</i>	<i>1:12.879</i>	<i>183.5</i>

**9** 22 Paul JORDAN

STK Behind 12.178

Best Time 5:07.321 Best Speed 105.076 On 4 Gp

Lap	Lap Time	Lap Speed	Sector 1	Sector 2	Sector 3	Speed Trap
1	6:26.727	82.198		1:50.284		155.9
2	16:42.344	32.216		1:37.954	1:21.068	<b>184.0</b>
3	5:12.669	103.279	2:18.908	1:35.597	1:18.164	179.5
4	<b>5:07.321</b>	<b>105.076</b>	<b>2:16.282</b>	<b>1:34.668</b>	<b>1:16.371</b>	183.0
<i>Ideal</i>	<i>5:07.321</i>	<i>105.076</i>	<i>2:16.282</i>	<i>1:34.668</i>	<i>1:16.371</i>	<i>184.0</i>

**10** 16 Mike BROWNE

STK Behind 13.818

Best Time 5:08.961 Best Speed 104.518 On 2 Gp

Lap	Lap Time	Lap Speed	Sector 1	Sector 2	Sector 3	Speed Trap
1	17:43.751	29.883		1:37.775	1:15.409	174.9
2	<b>5:08.961</b>	<b>104.518</b>	2:16.567	1:34.434	1:17.960	187.0
3	5:09.908	104.199	2:15.607	1:37.916	1:16.385	183.0
4	5:13.071	103.146	<b>2:14.147</b>	<b>1:34.335</b>	<b>1:14.589</b>	<b>192.4</b>
<i>Ideal</i>	<i>5:03.071</i>	<i>106.549</i>	<i>2:14.147</i>	<i>1:34.335</i>	<i>1:14.589</i>	<i>192.4</i>

**11** 13 Gary McCOY

STK Behind 15.788

Best Time 5:10.931 Best Speed 103.856 On 4 Gp

Lap	Lap Time	Lap Speed	Sector 1	Sector 2	Sector 3	Speed Trap
1	13:32.849	39.107		1:37.018	1:18.094	168.3
2	5:12.098	103.468	2:19.776	1:36.214	<b>1:16.108</b>	180.0
3	5:12.481	103.341	<b>2:17.694</b>	1:37.313	1:17.474	181.0
4	<b>5:10.931</b>	<b>103.856</b>	2:18.572	<b>1:36.109</b>	1:16.250	<b>182.0</b>
5	5:11.965	103.512	2:18.655	1:36.431	1:16.879	181.5
<i>Ideal</i>	<i>5:09.911</i>	<i>104.198</i>	<i>2:17.694</i>	<i>1:36.109</i>	<i>1:16.108</i>	<i>182.0</i>

### Qualifying Classification

Position

**12** 35 Mark HEWITT

STK Behind 16.410

Best Time 5:11.553 Best Speed 103.648 On 6 Gp

Lap	Lap Time	Lap Speed	Sector 1	Sector 2	Sector 3	Speed Trap	
1	6:21.033	83.426			<b>1:37.543</b>	1:18.501	183.5
2	5:16.268	102.103	2:21.059	1:39.121	<b>1:16.088</b>	164.6	
3	5:17.811	101.608	2:20.929	1:38.072	1:18.810	161.9	
4	5:12.268	103.411	2:18.049	1:37.971	1:16.248	<b>187.0</b>	
5	5:12.831	103.225	2:17.790	1:37.642	1:17.399	<b>187.0</b>	
6	<b>5:11.553</b>	<b>103.648</b>	<b>2:16.254</b>	1:39.150	1:16.149	186.0	
<i>Ideal</i>	<i>5:09.885</i>	<i>104.206</i>	<i>2:16.254</i>	<i>1:37.543</i>	<i>1:16.088</i>	<i>187.0</i>	

**13** 59 Darryl TWEED

STK Behind 17.903

Best Time 5:13.046 Best Speed 103.154 On 3 Gp

Lap	Lap Time	Lap Speed	Sector 1	Sector 2	Sector 3	Speed Trap
1	16:24.748	32.280		1:38.888	1:18.374	169.6
2	5:15.705	102.285	2:19.865	1:38.789	1:17.051	177.2
3	<b>5:13.046</b>	<b>103.154</b>	<b>2:19.691</b>	<b>1:37.843</b>	<b>1:15.512</b>	<b>183.0</b>
4	5:24.574	99.490	2:21.958	1:40.052		176.7
<i>Ideal</i>	<i>5:13.046</i>	<i>103.154</i>	<i>2:19.691</i>	<i>1:37.843</i>	<i>1:15.512</i>	<i>183.0</i>

**14** 23 Marcus SIMPSON

STK Behind 19.629

Best Time 5:14.772 Best Speed 102.589 On 5 Gp

Lap	Lap Time	Lap Speed	Sector 1	Sector 2	Sector 3	Speed Trap
1	12:17.755	43.087		1:43.476	1:22.804	150.3
2	5:25.587	99.181	2:25.254	1:39.397	1:20.936	181.5
3	5:26.821	98.806	2:22.488	1:40.999	1:23.334	181.5
4	5:21.334	100.494	2:22.031	1:39.133	1:20.170	176.7
5	<b>5:14.772</b>	<b>102.589</b>	<b>2:17.817</b>	<b>1:37.839</b>	<b>1:19.116</b>	<b>186.0</b>
<i>Ideal</i>	<i>5:14.772</i>	<i>102.589</i>	<i>2:17.817</i>	<i>1:37.839</i>	<i>1:19.116</i>	<i>186.0</i>

### Qualifying Classification

Position

<b>15</b>	<b>42 Jonathan PERRY</b>	STK	Behind	<b>22.766</b>		
Best Time	<b>5:17.909</b>	Best Speed	<b>101.576</b>	On 4 Gp		
Lap	Lap Time	Lap Speed	Sector 1	Sector 2	Sector 3	Speed Trap
1	12:51.817	41.186		2:04.057		135.2
2	10:36.001	50.774		1:43.345	1:23.843	165.8
3	5:22.920	100.000	2:25.315	1:39.019	1:18.586	158.8
4	<b>5:17.909</b>	<b>101.576</b>	<b>2:21.959</b>	<b>1:38.186</b>	<b>1:17.764</b>	<b>181.0</b>
<i>Ideal</i>	<i>5:17.909</i>	<i>101.576</i>	<i>2:21.959</i>	<i>1:38.186</i>	<i>1:17.764</i>	<i>181.0</i>

<b>16</b>	<b>29 David JOHNSON</b>	STK	Behind	<b>24.067</b>		
Best Time	<b>5:19.210</b>	Best Speed	<b>101.162</b>	On 2 Gp		
Lap	Lap Time	Lap Speed	Sector 1	Sector 2	Sector 3	Speed Trap
1	6:27.952	81.938		1:39.137	<b>1:15.588</b>	<b>170.5</b>
2	<b>5:19.210</b>	<b>101.162</b>	<b>2:22.801</b>	<b>1:38.147</b>	1:18.262	163.8
3	5:24.882	99.396	2:25.644	1:39.729	1:19.509	150.3
4	5:48.410	92.684	2:24.465	1:46.044		164.2
<i>Ideal</i>	<i>5:16.536</i>	<i>102.017</i>	<i>2:22.801</i>	<i>1:38.147</i>	<i>1:15.588</i>	<i>170.5</i>

<b>17</b>	<b>64 Grant THOMSON</b>	STK	Behind	<b>24.529</b>		
Best Time	<b>5:19.672</b>	Best Speed	<b>101.016</b>	On 2 Gp		
Lap	Lap Time	Lap Speed	Sector 1	Sector 2	Sector 3	Speed Trap
1	7:21.192	72.050		1:39.603	<b>1:16.563</b>	168.3
2	<b>5:19.672</b>	<b>101.016</b>	<b>2:21.949</b>	<b>1:39.278</b>	1:18.445	169.2
3	5:31.448	97.427	2:28.876	1:40.532		170.5
4	10:32.607	51.046		1:40.425	1:21.395	<b>172.6</b>
5	5:23.202	99.913	2:23.689	1:39.494	1:20.019	<b>172.6</b>
<i>Ideal</i>	<i>5:17.790</i>	<i>101.614</i>	<i>2:21.949</i>	<i>1:39.278</i>	<i>1:16.563</i>	<i>172.6</i>

<b>18</b>	<b>10 James CHAWKE</b>	STK	Behind	<b>26.019</b>		
Best Time	<b>5:21.162</b>	Best Speed	<b>100.547</b>	On 3 Gp		
Lap	Lap Time	Lap Speed	Sector 1	Sector 2	Sector 3	Speed Trap
1	9:53.759	53.537		1:54.272	1:21.020	159.2
2	5:22.474	100.138	2:24.809	1:39.223	<b>1:18.442</b>	175.3
3	<b>5:21.162</b>	<b>100.547</b>	<b>2:22.853</b>	<b>1:38.473</b>	1:19.836	182.0
4	5:28.456	98.315	2:23.002	1:39.589		<b>182.5</b>
<i>Ideal</i>	<i>5:19.768</i>	<i>100.986</i>	<i>2:22.853</i>	<i>1:38.473</i>	<i>1:18.442</i>	<i>182.5</i>

### Qualifying Classification

Position

<b>19</b>	<b>54 Franco BOURNE</b>	STK	Behind	<b>26.618</b>		
Best Time	<b>5:21.761</b>	Best Speed	<b>100.360</b>	On 5 Gp		
Lap	Lap Time	Lap Speed	Sector 1	Sector 2	Sector 3	Speed Trap
1	7:40.764	68.990		1:45.445	1:21.134	156.6
2	5:36.312	96.018	2:22.753	1:44.077		<b>176.7</b>
3	9:22.377	57.421		1:43.069	1:20.901	168.3
4	5:24.021	99.660	<b>2:22.442</b>	<b>1:40.919</b>	1:20.660	170.5
5	<b>5:21.761</b>	<b>100.360</b>	2:22.772	1:41.304	<b>1:17.685</b>	<b>176.7</b>
<i>Ideal</i>	<i>5:21.046</i>	<i>100.584</i>	<i>2:22.442</i>	<i>1:40.919</i>	<i>1:17.685</i>	<i>176.7</i>

<b>20</b>	<b>14 Ilja CALJOUW</b>	STK	Behind	<b>27.089</b>		
Best Time	<b>5:22.232</b>	Best Speed	<b>100.214</b>	On 5 Gp		
Lap	Lap Time	Lap Speed	Sector 1	Sector 2	Sector 3	Speed Trap
1	12:07.532	43.693		1:47.128	1:20.091	169.2
2	5:28.329	98.353	2:26.298	1:41.444	1:20.587	178.1
3	5:30.447	97.722	2:27.379	1:40.679	1:22.389	171.8
4	5:58.076	90.182	2:25.368	1:38.655	1:54.053	<b>179.5</b>
5	<b>5:22.232</b>	<b>100.214</b>	<b>2:24.767</b>	<b>1:38.079</b>	<b>1:19.386</b>	172.6
<i>Ideal</i>	<i>5:22.232</i>	<i>100.214</i>	<i>2:24.767</i>	<i>1:38.079</i>	<i>1:19.386</i>	<i>179.5</i>

<b>21</b>	<b>212 Dean McMASTER</b>	STK	Behind	<b>28.012</b>		
Best Time	<b>5:23.155</b>	Best Speed	<b>99.927</b>	On 4 Gp		
Lap	Lap Time	Lap Speed	Sector 1	Sector 2	Sector 3	Speed Trap
1	10:01.157	52.878		1:43.230	1:22.908	170.5
2	5:25.808	99.114	2:24.245	1:40.118	1:21.445	172.2
3	5:25.642	99.164	2:25.417	1:39.718	1:20.507	169.6
4	<b>5:23.155</b>	<b>99.927</b>	<b>2:23.402</b>	<b>1:39.471</b>	<b>1:20.282</b>	<b>176.3</b>
5	5:32.079	97.242	2:24.207	1:43.528	1:24.344	166.2
<i>Ideal</i>	<i>5:23.155</i>	<i>99.927</i>	<i>2:23.402</i>	<i>1:39.471</i>	<i>1:20.282</i>	<i>176.3</i>

### Qualifying Classification

Position

**22** 134 Don GILBERT

STK Behind 28.124

Best Time 5:23.267 Best Speed 99.893 On 5 Gp

Lap	Lap Time	Lap Speed	Sector 1	Sector 2	Sector 3	Speed Trap
1	7:58.563	66.424		1:53.294		152.3
2	9:19.091	57.758		1:43.297	1:21.739	163.0
3	5:35.480	96.256	2:28.917	1:43.021	1:23.542	166.2
4	5:29.612	97.970	2:25.695	1:40.771	1:23.146	168.3
5	<b>5:23.267</b>	<b>99.893</b>	<b>2:23.792</b>	<b>1:39.634</b>	<b>1:19.841</b>	<b>170.9</b>
<i>Ideal</i>	<i>5:23.267</i>	<i>99.893</i>	<i>2:23.792</i>	<i>1:39.634</i>	<i>1:19.841</i>	<i>170.9</i>

**23** 139 Dermot CLEARY

STK Behind 30.701

Best Time 5:25.844 Best Speed 99.103 On 3 Gp

Lap	Lap Time	Lap Speed	Sector 1	Sector 2	Sector 3	Speed Trap
1	6:25.783	82.399		1:44.117	1:21.085	156.9
2	5:29.154	98.106	2:24.559	1:42.988	1:21.607	172.2
3	<b>5:25.844</b>	<b>99.103</b>	<b>2:23.260</b>	1:41.447	1:21.137	176.3
4	5:30.216	97.791	2:25.218	<b>1:40.811</b>	1:24.187	157.7
5	5:39.539	95.105	2:26.415	1:41.619		<b>177.2</b>
<i>Ideal</i>	<i>5:25.156</i>	<i>99.312</i>	<i>2:23.260</i>	<i>1:40.811</i>	<i>1:21.085</i>	<i>177.2</i>

**24** 5 Kevin KEYES

STK Behind 30.843

Best Time 5:25.986 Best Speed 99.059 On 2 Gp

Lap	Lap Time	Lap Speed	Sector 1	Sector 2	Sector 3	Speed Trap
1	15:21.136	34.510		1:40.517	1:20.148	170.5
2	<b>5:25.986</b>	<b>99.059</b>	<b>2:24.534</b>	<b>1:38.206</b>	1:23.246	<b>177.2</b>
3	5:43.554	93.994	2:26.550	1:39.022		171.3
<i>Ideal</i>	<i>5:22.888</i>	<i>100.010</i>	<i>2:24.534</i>	<i>1:38.206</i>	<i>1:20.148</i>	<i>177.2</i>

**25** 30 Eddy FERRE

STK Behind 32.491

Best Time 5:27.634 Best Speed 98.561 On 3 Gp

Lap	Lap Time	Lap Speed	Sector 1	Sector 2	Sector 3	Speed Trap
1	6:01.529	87.927		1:38.745	1:22.240	174.9
2	5:29.638	97.962	2:26.955	1:41.485	1:21.198	177.2
3	<b>5:27.634</b>	<b>98.561</b>	<b>2:26.707</b>	1:40.275	1:20.652	174.9
4	5:41.911	94.446	2:27.793	1:43.811		171.3
5	9:01.397	59.646		1:39.568	1:19.400	<b>178.6</b>
<i>Ideal</i>	<i>5:24.852</i>	<i>99.405</i>	<i>2:26.707</i>	<i>1:38.745</i>	<i>1:19.400</i>	<i>178.6</i>

### Qualifying Classification

Position

**26** 74 Kamil HOLAN

STK Behind 33.025

Best Time 5:28.168 Best Speed 98.401 On 3 Gp

Lap	Lap Time	Lap Speed	Sector 1	Sector 2	Sector 3	Speed Trap
1	6:03.060	87.556		<b>1:40.944</b>	1:19.601	156.6
2	5:31.837	97.313	2:26.774	1:43.964	1:21.099	<b>165.8</b>
3	<b>5:28.168</b>	<b>98.401</b>	<b>2:24.454</b>	1:41.478	1:22.236	<b>165.8</b>
4	5:38.687	95.345	2:31.481	1:43.789	1:23.417	155.5
5	5:46.479	93.200	2:31.005	1:43.980		162.6
<i>Ideal</i>	<i>5:24.999</i>	<i>99.360</i>	<i>2:24.454</i>	<i>1:40.944</i>	<i>1:19.601</i>	<i>165.8</i>

**27** 34 Liam CHAWKE

STK Behind 33.155

Best Time 5:28.298 Best Speed 98.362 On 3 Gp

Lap	Lap Time	Lap Speed	Sector 1	Sector 2	Sector 3	Speed Trap
1	19:43.525	26.859		1:46.034	1:27.031	151.0
2	5:40.120	94.943	2:30.657	1:44.105	1:25.358	171.8
3	<b>5:28.298</b>	<b>98.362</b>	<b>2:26.520</b>	<b>1:39.950</b>	<b>1:21.828</b>	<b>175.8</b>
<i>Ideal</i>	<i>5:28.298</i>	<i>98.362</i>	<i>2:26.520</i>	<i>1:39.950</i>	<i>1:21.828</i>	<i>175.8</i>

**28** 88 Sean McTAGGART

STK Behind 33.514

Best Time 5:28.657 Best Speed 98.254 On 5 Gp

Lap	Lap Time	Lap Speed	Sector 1	Sector 2	Sector 3	Speed Trap
1	7:03.553	75.051		1:44.133		158.1
2	7:44.391	69.536		1:43.678	1:22.760	149.0
3	5:35.039	96.383	2:30.436	1:43.747	1:20.856	159.2
4	5:34.734	96.471	2:29.035	1:43.425	1:22.274	156.9
5	<b>5:28.657</b>	<b>98.254</b>	<b>2:28.915</b>	<b>1:40.682</b>	<b>1:19.060</b>	<b>165.0</b>
<i>Ideal</i>	<i>5:28.657</i>	<i>98.254</i>	<i>2:28.915</i>	<i>1:40.682</i>	<i>1:19.060</i>	<i>165.0</i>

**29** 41 Aaron SPENCE

STK Behind 34.538

Best Time 5:29.681 Best Speed 97.949 On 3 Gp

Lap	Lap Time	Lap Speed	Sector 1	Sector 2	Sector 3	Speed Trap
1	6:56.589	76.305		1:45.046	1:22.957	160.3
2	5:30.362	97.747	2:28.038	1:42.421	1:19.903	165.0
3	<b>5:29.681</b>	<b>97.949</b>	<b>2:24.645</b>	<b>1:40.980</b>	1:24.056	<b>173.5</b>
4	6:02.669	89.040	2:44.622	1:48.682		165.8
<i>Ideal</i>	<i>5:25.528</i>	<i>99.199</i>	<i>2:24.645</i>	<i>1:40.980</i>	<i>1:19.903</i>	<i>173.5</i>

### Qualifying Classification

Position

#### 30 11 Amalric BLANC

STK Behind 34.768

Best Time 5:29.911 Best Speed 97.881 On 4 Gp

Lap	Lap Time	Lap Speed	Sector 1	Sector 2	Sector 3	Speed Trap
1	17:30.095	30.272				0.0
2	5:42.559	94.267				0.0
3	5:34.133	96.644				0.0
4	5:29.911	97.881				0.0
<i>Ideal</i>	0.000	0.000				0.0

#### 31 71 Phillip CROWE

STK Behind 35.977

Best Time 5:31.120 Best Speed 97.524 On 5 Gp

Lap	Lap Time	Lap Speed	Sector 1	Sector 2	Sector 3	Speed Trap
1	8:12.578	64.534		1:43.227	1:21.534	144.2
2	5:32.149	97.221	2:28.091	1:42.129	1:21.929	158.4
3	5:44.278	93.796	2:34.576	1:45.869	1:23.833	147.0
4	5:40.879	94.732	2:33.246	1:44.055	1:23.578	160.7
5	5:31.120	97.524	2:29.803	1:40.840	1:20.477	170.5
<i>Ideal</i>	5:29.408	98.030	2:28.091	1:40.840	1:20.477	170.5

#### 32 46 Rhys HARDISTY

STK Behind 36.669

Best Time 5:31.812 Best Speed 97.320 On 4 Gp

Lap	Lap Time	Lap Speed	Sector 1	Sector 2	Sector 3	Speed Trap
1	13:58.617	37.905		1:45.281	1:22.599	160.7
2	5:45.390	93.494	2:32.750	1:46.092	1:26.548	155.1
3	5:40.810	94.751	2:30.699	1:45.764	1:24.347	162.6
4	5:31.812	97.320	2:28.565	1:41.382	1:21.865	167.9
<i>Ideal</i>	5:31.812	97.320	2:28.565	1:41.382	1:21.865	167.9

#### 33 234 Fedrik MATTHYS

STK Behind 44.151

Best Time 5:39.294 Best Speed 95.174 On 5 Gp

Lap	Lap Time	Lap Speed	Sector 1	Sector 2	Sector 3	Speed Trap
1	7:42.336	68.755		1:48.447	1:23.877	149.3
2	5:43.272	94.071	2:30.618	1:47.203	1:25.451	152.0
3	5:45.376	93.498	2:32.523	1:46.771	1:26.082	148.6
4	5:47.260	92.991	2:34.282	1:46.554	1:26.424	150.0
5	5:39.294	95.174	2:31.680	1:43.547	1:24.067	152.7
<i>Ideal</i>	5:38.042	95.527	2:30.618	1:43.547	1:23.877	152.7

### Qualifying Classification

Position

#### 34 85 Olivier LUPBERGER

STK Behind 46.749

Best Time 5:41.892 Best Speed 94.451 On 4 Gp

Lap	Lap Time	Lap Speed	Sector 1	Sector 2	Sector 3	Speed Trap
1	14:23.148	36.828		1:49.612	1:28.317	134.9
2	5:51.436	91.886	2:38.943	1:46.757	1:25.736	153.0
3	5:44.716	93.677	2:35.454	1:44.904	1:24.358	154.1
4	5:41.892	94.451	2:32.114	1:46.997	1:22.781	158.8
<i>Ideal</i>	5:39.799	95.033	2:32.114	1:44.904	1:22.781	158.8

#### 35 8 Pontus RÖSTLINGER

STK Behind 48.683

Best Time 5:43.826 Best Speed 93.920 On 2 Gp

Lap	Lap Time	Lap Speed	Sector 1	Sector 2	Sector 3	Speed Trap
1	14:29.808	36.546		1:49.944	1:23.413	159.9
2	5:43.826	93.920	2:31.194	1:47.119	1:25.513	157.7
3	5:51.433	91.887	2:37.739	1:47.477	1:26.217	165.8
4	5:47.866	92.829	2:32.569	1:44.775	1:30.522	174.0
<i>Ideal</i>	5:39.382	95.149	2:31.194	1:44.775	1:23.413	174.0

### Non Qualifiers

Position

#### 60 Peter HICKMAN

STK Behind 7.175

Best Time 5:02.318 Best Speed 106.815 On 3 Gp

Lap	Lap Time	Lap Speed	Sector 1	Sector 2	Sector 3	Speed Trap
1	10:45.430	49.251		1:58.905		152.7
2	16:47.247	32.060		1:37.368	1:17.654	174.0
3	5:02.318	106.815	2:15.576	1:32.265	1:14.477	183.5
<i>Ideal</i>	5:02.318	106.815	2:15.576	1:32.265	1:14.477	183.5

#### 47 Richard COOPER

STK Behind 21.086

Best Time 5:16.229 Best Speed 102.116 On 3 Gp

Lap	Lap Time	Lap Speed	Sector 1	Sector 2	Sector 3	Speed Trap
1	12:56.756	40.924		1:58.014		138.8
2	12:52.491	41.802		1:36.897	1:19.032	180.0
3	5:16.229	102.116	2:15.682	1:35.172	1:15.375	186.0
<i>Ideal</i>	5:06.229	105.450	2:15.682	1:35.172	1:15.375	186.0

### Non Qualifiers

Position

#### 6 Michael DUNLOP

STK Behind **28.524**  
Best Time **5:23.667** Best Speed **99.769** On **3** Gp

Lap	Lap Time	Lap Speed	Sector 1	Sector 2	Sector 3	Speed Trap
1	9:44.969	54.341		1:56.089		163.4
2	19:38.870	27.392		<b>1:41.380</b>	1:24.396	187.0
3	<b>5:23.667</b>	<b>99.769</b>	<b>2:20.848</b>	1:41.957	<b>1:20.862</b>	<b>192.9</b>
<i>Ideal</i>	<i>5:23.090</i>	<i>99.947</i>	<i>2:20.848</i>	<i>1:41.380</i>	<i>1:20.862</i>	<i>192.9</i>

#### 91 Julian TRUMMER

STK Behind **32.589**  
Best Time **5:27.732** Best Speed **98.532** On **2** Gp

Lap	Lap Time	Lap Speed	Sector 1	Sector 2	Sector 3	Speed Trap
1	28:02.460	18.894		1:44.593	1:22.883	<b>177.7</b>
2	<b>5:27.732</b>	<b>98.532</b>	<b>2:26.244</b>	<b>1:40.929</b>	<b>1:20.559</b>	170.5
<i>Ideal</i>	<i>5:27.732</i>	<i>98.532</i>	<i>2:26.244</i>	<i>1:40.929</i>	<i>1:20.559</i>	<i>177.7</i>

#### 17 Michael EVANS

STK Behind **46.905**  
Best Time **5:42.048** Best Speed **94.408** On **2** Gp

Lap	Lap Time	Lap Speed	Sector 1	Sector 2	Sector 3	Speed Trap
1	22:50.368	23.197		1:46.073	<b>1:28.266</b>	151.0
2	<b>5:42.048</b>	<b>94.408</b>	<b>2:30.960</b>	<b>1:43.807</b>		<b>156.2</b>
<i>Ideal</i>	<i>5:43.033</i>	<i>94.137</i>	<i>2:30.960</i>	<i>1:43.807</i>	<i>1:28.266</i>	<i>156.2</i>

#### 87 Emil KRCHNAVY

STK Behind **53.059**  
Best Time **5:48.202** Best Speed **92.739** On **2** Gp

Lap	Lap Time	Lap Speed	Sector 1	Sector 2	Sector 3	Speed Trap
1	8:53.642	59.568		1:48.224	<b>1:23.183</b>	143.0
2	<b>5:48.202</b>	<b>92.739</b>	<b>2:33.451</b>	1:47.830		158.8
3	7:57.459	67.633		1:52.275		151.6
4	10:03.918	53.471		<b>1:46.677</b>		<b>161.5</b>
<i>Ideal</i>	<i>5:43.311</i>	<i>94.060</i>	<i>2:33.451</i>	<i>1:46.677</i>	<i>1:23.183</i>	<i>161.5</i>

### Non Qualifiers

Position

#### 19 Jean Pierre POLET

STK Behind **1:00.945**  
Best Time **5:56.088** Best Speed **90.685** On **3** Gp

Lap	Lap Time	Lap Speed	Sector 1	Sector 2	Sector 3	Speed Trap
1	7:57.025	66.638		1:53.549		155.5
2	8:59.470	59.859		1:53.104	1:30.909	152.0
3	<b>5:56.088</b>	<b>90.685</b>	2:38.624	1:51.022	<b>1:26.442</b>	<b>162.2</b>
4	5:57.772	90.259	<b>2:36.578</b>	<b>1:48.132</b>		144.2
<i>Ideal</i>	<i>5:51.152</i>	<i>91.960</i>	<i>2:36.578</i>	<i>1:48.132</i>	<i>1:26.442</i>	<i>162.2</i>

#### 121 Liam THORNTON

STK Behind **1:01.384**  
Best Time **5:56.527** Best Speed **90.574** On **2** Gp

Lap	Lap Time	Lap Speed	Sector 1	Sector 2	Sector 3	Speed Trap
1	10:27.316	50.673		1:52.344	<b>1:26.715</b>	<b>152.7</b>
2	<b>5:56.527</b>	<b>90.574</b>	<b>2:37.296</b>	1:50.714	1:28.517	143.0
3	6:05.252	88.410	2:37.570	1:51.853		146.1
4	9:53.119	54.444		<b>1:47.373</b>	1:27.866	150.3
<i>Ideal</i>	<i>5:51.384</i>	<i>91.899</i>	<i>2:37.296</i>	<i>1:47.373</i>	<i>1:26.715</i>	<i>152.7</i>

#### 53 Wayne BOURGEOIS

STK Behind **1:11.157**  
Best Time **6:06.300** Best Speed **88.157** On **3** Gp

Lap	Lap Time	Lap Speed	Sector 1	Sector 2	Sector 3	Speed Trap
1	13:22.764	39.598		2:13.574		128.0
2	12:33.320	42.866		<b>1:51.573</b>	1:33.938	<b>162.2</b>
3	<b>6:06.300</b>	<b>88.157</b>	<b>2:42.794</b>	1:52.158	<b>1:31.348</b>	156.2
<i>Ideal</i>	<i>6:05.715</i>	<i>88.298</i>	<i>2:42.794</i>	<i>1:51.573</i>	<i>1:31.348</i>	<i>162.2</i>

#### 90 Craig KENNELLY

STK Behind **1:11.669**  
Best Time **6:06.812** Best Speed **88.034** On **3** Gp

Lap	Lap Time	Lap Speed	Sector 1	Sector 2	Sector 3	Speed Trap
1	9:25.437	56.218		1:48.854		<b>160.7</b>
2	8:01.165	67.112		<b>1:47.633</b>	<b>1:24.811</b>	154.1
3	<b>6:06.812</b>	<b>88.034</b>	<b>2:37.874</b>	1:54.889		154.8
<i>Ideal</i>	<i>5:50.318</i>	<i>92.179</i>	<i>2:37.874</i>	<i>1:47.633</i>	<i>1:24.811</i>	<i>160.7</i>

### Non Qualifiers

Position

#### 43 Stephen DEGNAN

STK Behind **2:01.028**Best Time **6:56.171** Best Speed **77.593** On **2** Gp

Lap	Lap Time	Lap Speed	Sector 1	Sector 2	Sector 3	Speed Trap
1	10:07.068	52.363		1:59.260	<b>1:29.876</b>	133.1
2	<b>6:56.171</b>	<b>77.593</b>	<b>2:51.358</b>	2:12.529		137.7
3	13:37.323	39.509		<b>1:50.468</b>	1:30.757	<b>147.3</b>
<i>Ideal</i>	<i>6:11.702</i>	<i>86.876</i>	<i>2:51.358</i>	<i>1:50.468</i>	<i>1:29.876</i>	<i>147.3</i>

#### 32 Martin MORRIS

STK Behind **4:56.601**Best Time **9:51.744** Best Speed **54.571** On **1** Gp

Lap	Lap Time	Lap Speed	Sector 1	Sector 2	Sector 3	Speed Trap
1	<b>9:51.744</b>	53.719		2:01.592		132.3
2	22:03.255	24.403		<b>1:56.072</b>	<b>1:35.013</b>	<b>143.9</b>
<i>Ideal</i>	<i>0.000</i>	<i>0.000</i>	<i>1:56.072</i>	<i>1:35.013</i>	<i>143.9</i>	

#### 21 Marty LENNON

STK Behind **6:59.851**Best Time **11:54.994** Best Speed **45.164** On **1** Gp

Lap	Lap Time	Lap Speed	Sector 1	Sector 2	Sector 3	Speed Trap
1	<b>11:54.994</b>	44.459		<b>2:00.190</b>		<b>130.0</b>
<i>Ideal</i>	<i>0.000</i>	<i>0.000</i>	<i>2:00.190</i>	<i>130.0</i>		

#### 311 Florian ASTNER

STK Behind **11:29.022**Best Time **16:24.165** Best Speed **32.812** On **1** Gp

Lap	Lap Time	Lap Speed	Sector 1	Sector 2	Sector 3	Speed Trap
1	<b>16:24.165</b>	32.299		1:59.237		<b>153.7</b>
2	17:49.235	30.201		<b>1:43.494</b>	<b>1:21.622</b>	152.0
<i>Ideal</i>	<i>0.000</i>	<i>0.000</i>	<i>1:43.494</i>	<i>1:21.622</i>	<i>153.7</i>	

#### 15 Sam WEST

STK Behind **16:20.254**Best Time **21:15.397** Best Speed **25.319** On **1** Gp

Lap	Lap Time	Lap Speed	Sector 1	Sector 2	Sector 3	Speed Trap
1	<b>21:15.397</b>	24.924		<b>2:09.599</b>		<b>140.0</b>
<i>Ideal</i>	<i>0.000</i>	<i>0.000</i>	<i>2:09.599</i>	<i>140.0</i>		

### Non Qualifiers

Position

#### 44 Rob HODSON

STK Behind **18:17.678**Best Time **23:12.821** Best Speed **23.185** On **1** Gp

Lap	Lap Time	Lap Speed	Sector 1	Sector 2	Sector 3	Speed Trap
1	<b>23:12.821</b>	22.823		<b>2:05.221</b>	<b>1:41.209</b>	<b>149.0</b>
<i>Ideal</i>	<i>0.000</i>	<i>0.000</i>	<i>2:05.221</i>	<i>1:41.209</i>	<i>149.0</i>	

#### 40 Maurizio BOTTALICO

STK Behind **24:52.223**Best Time **29:47.366** Best Speed **18.067** On **1** Gp

Lap	Lap Time	Lap Speed	Sector 1	Sector 2	Sector 3	Speed Trap
1	<b>29:47.366</b>	17.785		<b>2:09.014</b>		<b>135.7</b>
<i>Ideal</i>	<i>0.000</i>	<i>0.000</i>	<i>2:09.014</i>	<i>135.7</i>		

#### 33 Kieran BROCKIE

STK Behind **29:13.067**Best Time **34:08.210** Best Speed **15.766** On **1** Gp

Lap	Lap Time	Lap Speed	Sector 1	Sector 2	Sector 3	Speed Trap
1	<b>34:08.210</b>	15.520		<b>1:43.225</b>	<b>1:26.622</b>	<b>173.5</b>
<i>Ideal</i>	<i>0.000</i>	<i>0.000</i>	<i>1:43.225</i>	<i>1:26.622</i>	<i>173.5</i>	

# BRIGGS EQUIPMENT NORTH WEST 200

## SUPERSTOCK

### Q3: First Qualifying

## SECTOR ANALYSIS

Perfect Lap (sum of best sectors) = 4:51.568



SECTOR 1			SECTOR 2		SECTOR 3		IDEAL / BEST								
FINISH - BALLYALLY			BALLYALLY - METROPOLE		METROPOLE - FINISH		COMPARISON								
Pos	No	Name	Time	No	Name	Time	Pos	No	Name	Ideal Time	Best Time	Diff			
1	3	Dean HARRISON	2:10.320	25	Josh BROOKES	1:29.930	3	Dean HARRISON	1:11.318	1	25	Josh BROOKES	4:55.143	4:55.143	0.000
2	25	Josh BROOKES	2:11.999	3	Dean HARRISON	1:31.327	12	Ian HUTCHINSON	1:11.502	2	3	Dean HARRISON	4:52.965	4:56.764	3.799
3	79	Storm STACEY	2:12.316	12	Ian HUTCHINSON	1:31.889	79	Storm STACEY	1:12.615	3	79	Storm STACEY	4:58.709	4:59.361	0.652
4	96	Dominic HERBERTSON	2:12.886	60	Peter HICKMAN	1:32.265	92	Mitch REES	1:12.879	4	1	John McGUINNESS	5:01.434	5:01.709	0.275
5	12	Ian HUTCHINSON	2:13.599	92	Mitch REES	1:33.652	25	Josh BROOKES	1:13.214	5	96	Dominic HERBERTSON	5:00.553	5:01.738	1.185
6	20	Carl PHILLIPS	2:13.956	1	John McGUINNESS	1:33.658	1	John McGUINNESS	1:13.333	6	60	Peter HICKMAN	5:02.318	5:02.318	0.000
7	16	Mike BROWNE	2:14.147	79	Storm STACEY	1:33.778	96	Dominic HERBERTSON	1:13.853	7	20	Carl PHILLIPS	5:02.665	5:04.193	1.528
8	1	John McGUINNESS	2:14.443	96	Dominic HERBERTSON	1:33.814	60	Peter HICKMAN	1:14.477	8	12	Ian HUTCHINSON	4:56.990	5:04.521	7.531
9	92	Mitch REES	2:15.374	20	Carl PHILLIPS	1:34.220	20	Carl PHILLIPS	1:14.489	9	92	Mitch REES	5:01.905	5:04.902	2.997
10	60	Peter HICKMAN	2:15.576	16	Mike BROWNE	1:34.335	16	Mike BROWNE	1:14.589	10	22	Paul JORDAN	5:07.321	5:07.321	0.000
11	47	Richard COOPER	2:15.682	22	Paul JORDAN	1:34.668	47	Richard COOPER	1:15.375	11	16	Mike BROWNE	5:03.071	5:08.961	5.890
12	35	Mark HEWITT	2:16.254	47	Richard COOPER	1:35.172	59	Darryl TWEED	1:15.512	12	13	Gary McCOY	5:09.911	5:10.931	1.020
13	22	Paul JORDAN	2:16.282	13	Gary McCOY	1:36.109	29	David JOHNSON	1:15.588	13	35	Mark HEWITT	5:09.885	5:11.553	1.668
14	13	Gary McCOY	2:17.694	35	Mark HEWITT	1:37.543	35	Mark HEWITT	1:16.088	14	59	Darryl TWEED	5:13.046	5:13.046	0.000
15	23	Marcus SIMPSON	2:17.817	23	Marcus SIMPSON	1:37.839	13	Gary McCOY	1:16.108	15	23	Marcus SIMPSON	5:14.772	5:14.772	0.000
16	59	Darryl TWEED	2:19.691	59	Darryl TWEED	1:37.843	22	Paul JORDAN	1:16.371	16	47	Richard COOPER	5:06.229	5:16.229	10.000
17	6	Michael DUNLOP	2:20.848	14	Ilja CALJOUW	1:38.079	64	Grant THOMSON	1:16.563	17	42	Jonathan PERRY	5:17.909	5:17.909	0.000
18	64	Grant THOMSON	2:21.949	29	David JOHNSON	1:38.147	54	Franco BOURNE	1:17.685	18	29	David JOHNSON	5:16.536	5:19.210	2.674
19	42	Jonathan PERRY	2:21.959	42	Jonathan PERRY	1:38.186	42	Jonathan PERRY	1:17.764	19	64	Grant THOMSON	5:17.790	5:19.672	1.882
20	54	Franco BOURNE	2:22.442	5	Kevin KEYES	1:38.206	10	James CHAWKE	1:18.442	20	10	James CHAWKE	5:19.768	5:21.162	1.394
21	29	David JOHNSON	2:22.801	10	James CHAWKE	1:38.473	88	Sean McTAGGART	1:19.060	21	54	Franco BOURNE	5:21.046	5:21.761	0.715
22	10	James CHAWKE	2:22.853	30	Eddy FERRE	1:38.745	23	Marcus SIMPSON	1:19.116	22	14	Ilja CALJOUW	5:22.232	5:22.232	0.000
23	139	Dermot CLEARY	2:23.260	64	Grant THOMSON	1:39.278	14	Ilja CALJOUW	1:19.386	23	212	Dean McMASTER	5:23.155	5:23.155	0.000
24	212	Dean McMASTER	2:23.402	212	Dean McMASTER	1:39.471	30	Eddy FERRE	1:19.400	24	134	Don GILBERT	5:23.267	5:23.267	0.000
25	134	Don GILBERT	2:23.792	134	Don GILBERT	1:39.634	74	Kamil HOLAN	1:19.601	25	6	Michael DUNLOP	5:23.090	5:23.667	0.577
26	74	Kamil HOLAN	2:24.454	34	Liam CHAWKE	1:39.950	134	Don GILBERT	1:19.841	26	139	Dermot CLEARY	5:25.156	5:25.844	0.688
27	5	Kevin KEYES	2:24.534	88	Sean McTAGGART	1:40.682	41	Aaron SPENCE	1:19.903	27	5	Kevin KEYES	5:22.888	5:25.986	3.098
28	41	Aaron SPENCE	2:24.645	139	Dermot CLEARY	1:40.811	5	Kevin KEYES	1:20.148	28	30	Eddy FERRE	5:24.852	5:27.634	2.782
29	14	Ilja CALJOUW	2:24.767	71	Phillip CROWE	1:40.840	212	Dean McMASTER	1:20.282	29	91	Julian TRUMMER	5:27.732	5:27.732	0.000
30	91	Julian TRUMMER	2:26.244	54	Franco BOURNE	1:40.919	71	Phillip CROWE	1:20.477	30	74	Kamil HOLAN	5:24.999	5:28.168	3.169
31	34	Liam CHAWKE	2:26.520	91	Julian TRUMMER	1:40.929	91	Julian TRUMMER	1:20.559	31	34	Liam CHAWKE	5:28.298	5:28.298	0.000
32	30	Eddy FERRE	2:26.707	74	Kamil HOLAN	1:40.944	6	Michael DUNLOP	1:20.862	32	88	Sean McTAGGART	5:28.657	5:28.657	0.000
33	71	Phillip CROWE	2:28.091	41	Aaron SPENCE	1:40.980	139	Dermot CLEARY	1:21.085	33	41	Aaron SPENCE	5:25.528	5:29.681	4.153
34	46	Rhys HARDISTY	2:28.565	6	Michael DUNLOP	1:41.380	311	Florian ASTNER	1:21.622	34	11	Amalric BLANC		5:29.911	
35	88	Sean McTAGGART	2:28.915	46	Rhys HARDISTY	1:41.382	34	Liam CHAWKE	1:21.828	35	71	Phillip CROWE	5:29.408	5:31.120	1.712
36	234	Fedrik MATTHYS	2:30.618	33	Kieran BROCKIE	1:43.225	46	Rhys HARDISTY	1:21.865	36	46	Rhys HARDISTY	5:31.812	5:31.812	0.000
37	17	Michael EVANS	2:30.960	311	Florian ASTNER	1:43.494	85	Olivier LUPBERGER	1:22.781	37	234	Fedrik MATTHYS	5:38.042	5:39.294	1.252
38	8	Pontus RjöstLINGER	2:31.194	234	Fedrik MATTHYS	1:43.547	87	Emil KRCHNAVY	1:23.183	38	85	Olivier LUPBERGER	5:39.799	5:41.892	2.093
39	85	Olivier LUPBERGER	2:32.114	17	Michael EVANS	1:43.807	8	Pontus RjöstLINGER	1:23.413	39	17	Michael EVANS	5:43.033	5:42.048	0.985
40	87	Emil KRCHNAVY	2:33.451	8	Pontus RjöstLINGER	1:44.775	234	Fedrik MATTHYS	1:23.877	40	8	Pontus RjöstLINGER	5:39.382	5:43.826	4.444
41	19	Jean Pierre POLET	2:36.578	85	Olivier LUPBERGER	1:44.904	90	Craig KENNELLY	1:24.811	41	87	Emil KRCHNAVY	5:43.311	5:48.202	4.891
42	121	Liam THORNTON	2:37.296	87	Emil KRCHNAVY	1:46.677	19	Jean Pierre POLET	1:26.442	42	19	Jean Pierre POLET	5:51.152	5:56.088	4.936
43	90	Craig KENNELLY	2:37.874	121	Liam THORNTON	1:47.373	33	Kieran BROCKIE	1:26.622	43	121	Liam THORNTON	5:51.384	5:56.527	5.143
44	53	Wayne BOURGEOIS	2:42.794	90	Craig KENNELLY	1:47.633	121	Liam THORNTON	1:26.715	44	53	Wayne BOURGEOIS	6:05.715	6:06.300	0.585
45	43	Stephen DEGNAN	2:51.358	19	Jean Pierre POLET	1:48.132	17	Michael EVANS	1:28.266	45	90	Craig KENNELLY	5:50.318	6:06.812	16.494
				43	Stephen DEGNAN	1:50.468	43	Stephen DEGNAN	1:29.876	46	43	Stephen DEGNAN	6:11.702	6:56.171	44.469
				53	Wayne BOURGEOIS	1:51.573	53	Wayne BOURGEOIS	1:31.348	47	311	Florian ASTNER		17:49.235	
				32	Martin MORRIS	1:56.072	32	Martin MORRIS	1:35.013	48	32	Martin MORRIS		22:03.255	
				21	Marty LENNON	2:00.190	44	Rob HODSON	1:41.209						
				44	Rob HODSON	2:05.221									
				40	Maurizio BOTTALICO	2:09.014									
				15	Sam WEST	2:09.599									



# SPEED TRAP

## ON APPROACH TO UNIVERSITY

Class	No/Name	Fastest	Lap 1	Lap 2	Lap 3	Lap 4	Lap 5	Lap 6	Lap 7	Lap 8	Lap 9	Lap 10	Lap 11	Lap 12
STK	3 Dean HARRISON	195.7	192.4	189.1	190.7	194.0	195.7							
STK	6 Michael DUNLOP	192.9	163.4	187.0	192.9									
STK	25 Josh BROOKES	192.4	165.4	181.0	192.4	186.5	191.8							
STK	16 Mike BROWNE	192.4	174.9	187.0	183.0	192.4								
STK	79 Storm STACEY	190.2	190.2	188.1	178.1									
STK	12 Ian HUTCHINSON	189.1	189.1	186.0	188.1	169.6	189.1							
STK	1 John McGUINNESS	188.1	171.3	188.1	180.5	173.5	186.5							
STK	96 Dominic HERBERTSON	187.0	164.6	165.0	185.5	187.0								
STK	35 Mark HEWITT	187.0	183.5	164.6	161.9	187.0	187.0	186.0						
STK	47 Richard COOPER	186.0	138.8	180.0	186.0									
STK	23 Marcus SIMPSON	186.0	150.3	181.5	181.5	176.7	186.0							
STK	22 Paul JORDAN	184.0	155.9	184.0	179.5	183.0								
STK	92 Mitch REES	183.5	179.1	174.4	183.5	179.5	180.5							
STK	60 Peter HICKMAN	183.5	152.7	174.0	183.5									
STK	59 Darryl TWEED	183.0	169.6	177.2	183.0	176.7								
STK	10 James CHAWKE	182.5	159.2	175.3	182.0	182.5								
STK	13 Gary McCOY	182.0	168.3	180.0	181.0	182.0	181.5							
STK	42 Jonathan PERRY	181.0	135.2	165.8	158.8	181.0								
STK	20 Carl PHILLIPS	181.0	166.7	173.5	180.0	181.0	174.4							
STK	14 Iija CALJOUW	179.5	169.2	178.1	171.8	179.5	172.6							
STK	30 Eddy FERRE	178.6	174.9	177.2	174.9	171.3	178.6							
STK	91 Julian TRUMMER	177.7	177.7	170.5										
STK	139 Dermot CLEARY	177.2	156.9	172.2	176.3	157.7	177.2							
STK	5 Kevin KEYES	177.2	170.5	177.2	171.3									
STK	54 Franco BOURNE	176.7	156.6	176.7	168.3	170.5	176.7							
STK	212 Dean McMASTER	176.3	170.5	172.2	169.6	176.3	166.2							
STK	34 Liam CHAWKE	175.8	151.0	171.8	175.8									
STK	8 Pontus RÖSTLINGER	174.0	159.9	157.7	165.8	174.0								
STK	33 Kieran BROCKIE	173.5	173.5											
STK	41 Aaron SPENCE	173.5	160.3	165.0	173.5	165.8								
STK	64 Grant THOMSON	172.6	168.3	169.2	170.5	172.6	172.6							
STK	134 Don GILBERT	170.9	152.3	163.0	166.2	168.3	170.9							
STK	71 Phillip CROWE	170.5	144.2	158.4	147.0	160.7	170.5							
STK	29 David JOHNSON	170.5	170.5	163.8	150.3	164.2								
STK	46 Rhys HARDISTY	167.9	160.7	155.1	162.6	167.9								
STK	74 Kamil HOLAN	165.8	156.6	165.8	165.8	155.5	162.6							
STK	88 Sean McTAGGART	165.0	158.1	149.0	159.2	156.9	165.0							
STK	53 Wayne BOURGEOIS	162.2	128.0	162.2	156.2									
STK	19 Jean Pierre POLET	162.2	155.5	152.0	162.2	144.2								
STK	87 Emil KRCHNAVY	161.5	143.0	158.8	151.6	161.5								
STK	90 Craig KENNELLY	160.7	160.7	154.1	154.8									
STK	85 Olivier LUPBERGER	158.8	134.9	153.0	154.1	158.8								
STK	17 Michael EVANS	156.2	151.0	156.2										
STK	311 Florian ASTNER	153.7	153.7	152.0										
STK	121 Liam THORNTON	152.7	152.7	143.0	146.1	150.3								
STK	234 Fedrik MATTHYS	152.7	149.3	152.0	148.6	150.0	152.7							
STK	44 Rob HODSON	149.0	149.0											
STK	43 Stephen DEGNAN	147.3	133.1	137.7	147.3									
STK	32 Martin MORRIS	143.9	132.3	143.9										
STK	15 Sam WEST	140.0	140.0											
STK	40 Maurizio BOTTALICO	135.7	135.7											

# BRIGGS EQUIPMENT NORTH WEST 200

SUPERSTOCK

Q3: First Qualifying

Wednesday, 06 May 2026



# NW200

## SPEED TRAP ON APPROACH TO UNIVERSITY

Class	No/Name	Fastest	Lap 1	Lap 2	Lap 3	Lap 4	Lap 5	Lap 6	Lap 7	Lap 8	Lap 9	Lap 10	Lap 11	Lap 12
STK	21 Marty LENNON	130.0	130.0											

