

BRIGGS

EQUIPMENT

NW200

Wednesday 6th – Saturday 9th May 2026

promoted by
Coleraine & District Motor Club
www.northwest200.org



SUPERBIKE



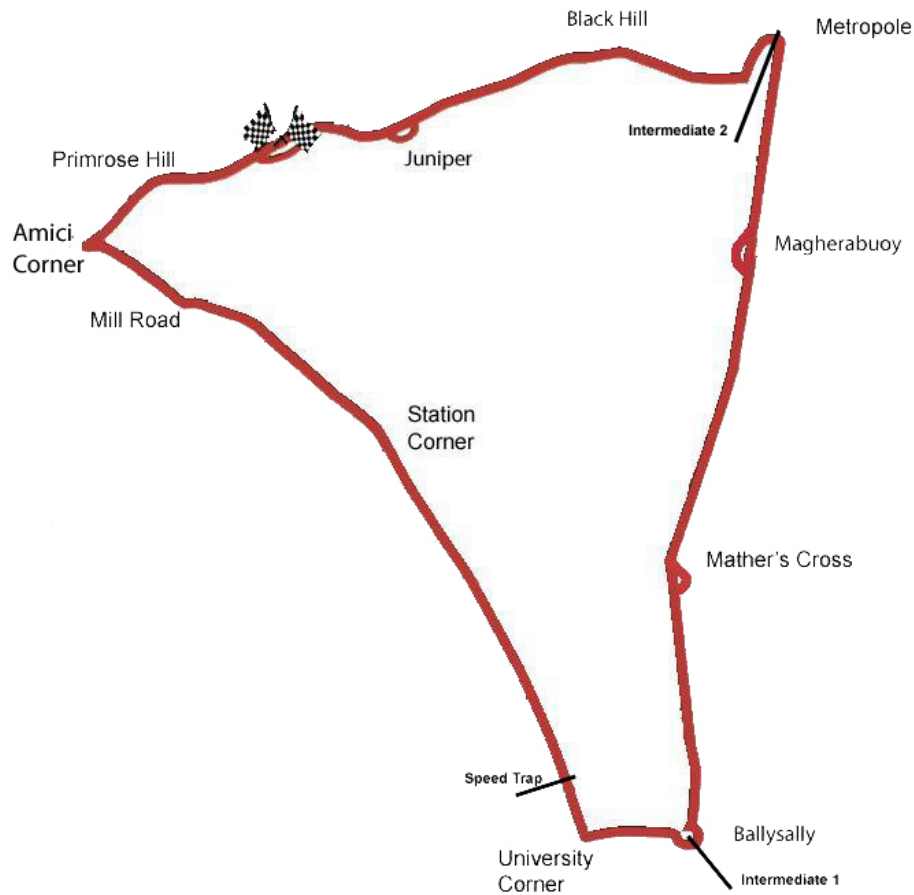
Causeway
Coast & Glens
Borough Council



TOURISM
NORTHERN
IRELAND



The Triangle Circuit 8.970 miles



MOST WINS at NORTH WEST 200 at the start of the meeting

Alastair Seeley	29	2008 - 23	(Supersport – 13, Superstock – 12, Superbike – 4)
Robert Dunlop	15	1986 - 06	(125 – 5, 250 – 4, 350 – 1, Superbike – 5)
Michael Rutter	14	1997 - 17	(Supertwin – 1, Supersport – 2, Prod'n/S'tock – 2, Superbike – 9)
Joey Dunlop	13	1979 - 88	(250 – 1, 500 – 1, Production 750 – 2, Superbike – 9)
Phillip McCallen	11	1991 - 97	(250 – 2, 400 – 1, Supersport – 4, Superbike – 4)
Glenn Irwin	11	2017 - 24	(Superbike – 11)
Bruce Anstey	10	2002 - 14	(Supersport – 5, Production/Superstock – 4, Superbike – 1)
Tony Rutter	9	1973 - 82	(250 – 2, 350 – 5, 500 – 1, Superbike – 1)
Davey Todd	9	2019 - 25	(Supersport – 4, Superstock – 3, Superbike – 2)
Ian Lougher	8	1991 - 05	(125 – 5, 250 – 1, Supersport – 1, Superstock – 1)
Steve Plater	8	2006 - 09	(Supersport – 3, Superbike – 5)
Michael Dunlop	8	2008 - 25	(250 – 1, Supersport – 2, Superstock – 2, Superbike – 3)
Richard Cooper	7	2022 - 25	(Supertwin – 5, Supersport – 2)
Steven Cull	6	1980 - 88	(250 – 3, 350 – 1, Superbike – 2)
John McGuinness	6	2000 - 12	(250 – 1, 400 – 1, Supersport – 1, Superbike – 3)
Arthur Wheeler	5	1951 - 62	(250 – 5)
Tommy Robb	5	1959 - 65	(125 – 1, 250 – 4)
John Williams	5	1974 - 77	(350 – 1, 500 – 2, Superbike – 2)
Mick Grant	5	1975 - 82	(500 – 2, Superbike – 3)
Woolsey Coulter	5	1989 - 98	(250 – 5)
Ian Simpson	5	1995 - 98	(Supersport – 1, Production – 1, Superbike – 3)
Ryan Farquhar	5	2003 - 15	(Supertwin – 2, Supersport – 3)
Lee Johnston	5	2014 - 22	(Supertwin – 2, Supersport – 2, Superstock – 1)
Ernie Nott	4	1929 - 32	(500 – 4)
Jimmie Guthrie	4	1934 - 37	(500 – 4)
Bob McIntyre	4	1953 - 61	(350 – 2, 500 – 2)
Eddie Laycock	4	1986 - 90	(250 – 4)
David Jefferies	4	1999 - 02	(Supersport – 1, Superbike – 3)
William Dunlop	4	2009 - 14	(125 – 1, 250 – 1, Supersport – 1, Superbike – 1)
Peter Hickman	4	2018 - 24	(Supertwin – 2, Superstock – 2)

The Triangle Circuit 8.970 miles

LAP & RACE RECORDS & BEST SECTORS ANALYSIS (RACE & QUALIFYING) at the start of the meeting

SUPERTWIN	Name	Machine	Laps	m	s	mph	Session & Year
Lap Record	Richard Cooper	Kawasaki	4	47.065		112.490	Supertwin-2 2022
Best Qualifying Lap	Richard Cooper	Kawasaki	4	48.326		111.998	Thu Qualifying 2025
Best Sector 1	Richard Cooper	Kawasaki	2	06.768		114.729	Thu Qualifying 2025
Best Sector 2	Richard Cooper	Kawasaki	1	32.466		121.082	Supertwin-1 2025
Best Sector 3	Peter Hickman	Yamaha	1	05.960		99.333	Supertwin-2 2024
Ideal Lap (sum of best sectors)			4	43.823		113.775	*
Difference (Best Lap – Ideal Lap)					3.242		
Race Record	Richard Cooper	Kawasaki	4	19	08.608	112.017	Supertwin-2 2022

SUPERSPORT	Name	Machine	Laps	m	s	mph	Session & Year
Lap Record	Michael Dunlop	Ducati	4	32.162		118.650	Supersport-1 2025
Best Qualifying Lap	Richard Cooper	Yamaha	4	33.627		118.015	Thu Qualifying 2024
Best Sector 1	Michael Dunlop	Ducati	2	00.108		121.091	Supersport-1 2025
Best Sector 2	Richard Cooper	Yamaha	1	26.154		129.953	Supersport-2 2025
Best Sector 3	Peter Hickman	Triumph	1	03.777		102.733	Supersport-2 2023
Ideal Lap (sum of best sectors)			4	30.039		119.583	
Difference (Best Lap – Ideal Lap)					2.123		
Race Record	Richard Cooper	Yamaha	4	18	14.560	117.549	Supersport-2 2025

SUPERSTOCK	Name	Machine	Laps	m	s	mph	Session & Year
Lap Record	Alastair Seeley	BMW	4	19.407		124.484	Superstock-2 2023
Best Qualifying Lap	Davey Todd	BMW	4	19.324		124.524	Thu Qualifying 2024
Best Sector 1	Michael Dunlop	BMW	1	54.619		126.890	Superstock-1 2025
Best Sector 2	Peter Hickman	BMW	1	21.615		137.181	Superstock-2 2025
Best Sector 3	Peter Hickman	BMW	1	02.382		105.030	Superstock-2 2025
Ideal Lap (sum of best sectors)			4	17.602		125.356	*
Difference (Best Lap – Ideal Lap)					1.805		
Race Record	Davey Todd	BMW	4	17	17.767	123.982	Superstock-1 2024

SUPERBIKE	Name	Machine	Laps	m	s	mph	Session & Year
Lap Record	Glenn Irwin	Ducati	4	16.737		125.779	Superbike-1 2024
Best Qualifying Lap	Glenn Irwin	Ducati	4	16.443		125.928	Thu Qualifying 2024
Best Sector 1	Michael Dunlop	BMW	1	54.054		127.519	Superbike-3 2025
Best Sector 2	Michael Dunlop	BMW	1	20.611		138.889	Superbike-2 2025
Best Sector 3	Glenn Irwin	Ducati	1	01.877		105.887	Superbike-1 2024
Ideal Lap (sum of best sectors)			4	15.086		126.593	*
Difference (Best Lap – Ideal Lap)					1.651		
Race Record	Glenn Irwin	Ducati	4	17	06.551	125.336	Superbike-1 2024

Sector	Description	Distance
Sector 1	Finish to Ballysally Roundabout	4.04 miles
Sector 2	Ballysally Roundabout to Metropole	3.11 miles
Sector 3	Metropole to Finish	1.82 miles

2025 – Sector 1 shorter and Sector 2 longer due to Intermediate 2 being repositioned at Ballysally Roundabout.
Ideal Lap Times marked with * were not bettered in 2025 and are calculated using previous sector 1 & 2 positions.

FASTEST SPEED TRAP SPEEDS

Class	Name	Machine	mph	Session & Year
Superbike	Josh Brookes	BMW	212.4	2023 Thu Qualifying
Superbike	Bruce Anstey	Honda	209.8	2016 Superbike-1
Superbike	Davey Todd	BMW	209.8	2024 Thu Qualifying
Superbike	Glenn Irwin	Ducati	209.8	2024 Superbike-1
Superbike	Alastair Seeley	BMW	209.1	2023 Thu Qualifying
Superbike	Dean Harrison	Honda	209.1	2025 Wed Qualifying
Superstock	Michael Dunlop	Honda	206.5	2023 Superstock-1
Supersport	Richard Cooper	Yamaha	187.0	2023 Supersport-1
Supertwin	Richard Cooper	Kawasaki	170.5	2023 Tue Qualifying

BRIGGS EQUIPMENT NORTH WEST 200 SUPERBIKE

Q1: First Qualifying
Wednesday, 06 May 2026




Pos	Class	No	Name	Machine / Sponsor	Qualifying Time	Qualifying Speed		Total Laps	Qualifying Laps	
					5:46.565	Best Lap	Speed			
					Time	Behind	Speed	On		
Qualifying Classification										
1	SBK	47	Richard COOPER	BMW - SMS / Nicholl Oils Racing	4:51.332		110.843	2	8	6
2	SBK	22	Paul JORDAN	Honda - Jackson Racing by Prosper2	4:53.940	2.608	109.859	3	4	4
3	SBK	3	Dean HARRISON	Honda - Honda Racing	4:54.566	3.234	109.626	2	9	8
4	SBK	2	Glenn IRWIN	Ducati - Nitrous Competitions Racing	4:54.689	3.357	109.580	8	8	4
5	SBK	60	Peter HICKMAN	BMW - Monster BMW Motorrad	4:55.322	3.990	109.345	7	8	5
6	SBK	16	Mike BROWNE	Honda - MB Racing/Russell Racing	4:57.706	6.374	108.469	2	8	7
7	SBK	59	Darryl TWEED	Honda - JLR BY Ability Energy Ltd	4:58.176	6.844	108.298	2	8	6
8	SBK	79	Storm STACEY	BMW/Ducati - Alpha/Bathams AJN Racing	5:01.107	9.775	107.244	6	6	3
9	SBK	13	Gary McCOY	BMW - MadBros Racing	5:06.666	15.334	105.300	2	9	6
10	SBK	1	John McGUINNESS	Honda - Honda Racing	5:06.831	15.499	105.244	2	7	6
11	SBK	12	Ian HUTCHINSON	BMW - Team RST	5:06.940	15.608	105.206	9	9	5
12	SBK	29	David JOHNSON	Kawasaki - Platinum Club Racing Kawasaki	5:11.887	20.555	103.537	7	8	6
13	SBK	25	Josh BROOKES	Honda - DAO Racing	5:14.179	22.847	102.782	2	7	6
14	SBK	92	Mitch REES	Honda - Milenco by Padgett's Motorcycles	5:16.350	25.018	102.077	4	5	4
15	SBK	66	Ryan GIBSON	BMW - Gibson Motors/Firewood Supplies	5:16.396	25.064	102.062	2	3	2
16	SBK	21	Marty LENNON	BMW	5:18.102	26.770	101.515	2	3	2
17	SBK	20	Carl PHILLIPS	BMW - Bell Bikesport B&W Racing	5:18.387	27.055	101.424	2	6	3
18	SBK	35	Mark HEWITT	BMW - Gibson Motors/Firewood Supplies	5:19.562	28.230	101.051	6	6	3
19	SBK	139	Dermot CLEARY	Suzuki	5:20.511	29.179	100.752	2	3	2
20	SBK	134	Don GILBERT	Yamaha - Parker Car Transport Racing	5:20.997	29.665	100.599	2	5	3
21	SBK	42	Jonathan PERRY	Honda - Gordon Huxley Racing	5:22.388	31.056	100.165	5	5	2
22	SBK	41	Aaron SPENCE	Honda	5:22.917	31.585	100.001	2	6	4
23	SBK	5	Kevin KEYES	Honda - Daracore Racing	5:23.359	32.027	99.864	2	5	3
24	SBK	64	Grant THOMSON	Suzuki - IOM Bike Storage/Gorilla Racing	5:27.052	35.720	98.737	3	4	3
25	SBK	44	Rob HODSON	Honda - SMT Racing	5:27.076	35.744	98.729	4	4	3
26	SBK	10	James CHAWKE	BMW - Chawkie Racing	5:27.505	36.173	98.600	2	6	3
27	SBK	361	Ryan WHITEHALL	Suzuki - WR Racing	5:28.309	36.977	98.359	6	7	3
28	SBK	34	Liam CHAWKE	Suzuki - Chawkie Racing SC	5:28.349	37.017	98.347	2	3	2
29	SBK	46	Rhys HARDISTY	Honda - RH Racing	5:29.535	38.203	97.993	2	6	4
30	SBK	74	Kamil HOLAN	BMW - Hefty74	5:29.596	38.264	97.974	2	7	2
31	SBK	8	Pontus RÖSTLINGER	Honda - R-Ästlinger Racing	5:30.671	39.339	97.656	2	4	2
32	SBK	109	Neil KERNOHAN	BMW - Kernohan Racing	5:30.689	39.357	97.651	2	4	2
33	SBK	88	Sean McTAGGART	BMW - Smith's Garage Contin	5:31.594	40.262	97.384	2	3	2
34	SBK	14	Ilja CALJOUW	Kawasaki - Performance Racing Achterhoek	5:32.082	40.750	97.241	7	7	3
35	SBK	212	Dean McMASTER	Kawasaki - AIR NI Racing	5:35.033	43.701	96.385	2	5	2
36	SBK	43	Stephen DEGNAN	Kawasaki	5:38.302	46.970	95.453	2	8	2

Non Qualifiers

SBK	96	Dominic HERBERTSON	BMW - KTS Racing	5:14.840	23.508	102.566	3	3	1
SBK	11	Amalric BLANC	Yamaha - Never Be Clever Racing	5:18.767	27.435	101.303	2	2	1
SBK	71	Phillip CROWE	BMW - Crowe Performance	5:24.816	33.484	99.416	2	3	1
SBK	80	Rasmus LINDSTRÖM	Honda - Swedish Race Parts	5:25.159	33.827	99.311	2	4	1
SBK	40	Maurizio BOTTALICO	BMW - Crowe Performance	5:29.303	37.971	98.062	2	3	1
SBK	15	Sam WEST	BMW - Moto-Hub.co.uk	5:30.209	38.877	97.793	2	3	1
SBK	91	Julian TRUMMER	BMW - Smith Racing	5:33.164	41.832	96.925	2	6	1
SBK	311	Florian ASTNER	BMW	5:37.991	46.659	95.541	5	5	1
SBK	33	Kieran BROCKIE	Suzuki - WR Racing	5:38.390	47.058	95.428	2	2	1
SBK	4	Michael RUTTER	Ducati - Bathams AJN Racing	5:38.531	47.199	95.389	2	2	1
SBK	73	David BROOK	BMW - brooksuspension.com	5:39.423	48.091	95.138	2	3	1
SBK	87	Emil KRCHNAVY	Kawasaki - KRS Racing	5:42.607	51.275	94.254	7	8	1
SBK	174	Laurent HOFFMANN	BMW - Hoffmann by MRP	5:47.115	55.783	93.030	3	4	0
SBK	53	Wayne BOURGEOIS	Yamaha - Basomba Racing/La Bécanerie	5:52.375	1:01.043	91.641	7	7	0
SBK	17	Michael EVANS	Honda - Dafabet Racing	5:52.391	1:01.059	91.637	5	6	0
SBK	85	Olivier LUPBERGER	Yamaha - Team Lupi by Heidger Motorsport	5:52.458	1:01.126	91.619	2	4	0

Provisional result to be confirmed by the Stewards of the Meeting subject to completion of technical inspections & the time limit for protests

Circuit	The Triangle	Signed	Organising Club	Coleraine & District MC
Length(miles)	8.9700 Lap 1 (8.8300)		Qualifying Started	11:15
Weather	Light rain	Chief Timekeeper		
Track	Damp, 13°C	Issued At: 12:27		



**BRIGGS EQUIPMENT NORTH WEST 200
SUPERBIKE**


**Q1: First Qualifying
Wednesday, 06 May 2026**



Qualifying Time 5:46.565 **Qualifying Speed** 93.177

Pos	Class	No	Name	Machine / Sponsor	Best Lap		On	Total Laps	Qualifying Laps	
					Time	Speed				
Non Qualifiers										
SBK		90	Craig KENNELLY	Honda - I-HV Racing	5:53.912	1:02.580	91.243	2	7	<u>0</u>
SBK		119	Kris DUNCAN	Yamaha - KD/TCC Racing	5:53.966	1:02.634	91.229	2	6	<u>0</u>
SBK		27	Barry GRAHAM	Yamaha - Ampion/BG Boats & Cars	6:12.412	1:21.080	86.710	3	3	<u>0</u>
SBK		30	Eddy FERRE	Honda - Optimark Road Racing	6:36.629	1:45.297	81.416	3	4	<u>0</u>
SBK		9	Erno KOSTAMO	Ducati - RVS Motorsport	6:46.125	1:54.793	79.512	1	1	<u>0</u>
SBK		28	Darryl ANDERSON	Honda	7:02.464	2:11.132	76.437	1	2	<u>0</u>
SBK		19	Jean Pierre POLET	BMW - Road's Warrior	9:16.348	4:25.016	58.043	2	2	<u>0</u>
SBK		6	Michael DUNLOP	Honda	10:11.539	5:20.207	52.804	1	2	<u>0</u>
SBK		37	Barry BURRELL	BMW - Halliwell Jones BMW	10:21.373	5:30.041	51.969	1	1	<u>0</u>
SBK		69	Darragh TRAPPE	Kawasaki	10:54.638	6:03.306	49.328	1	1	<u>0</u>
SBK		23	Marcus SIMPSON	Honda - WH Racing	12:22.322	7:30.990	43.501	1	1	<u>0</u>
SBK		55	Leon JEACOCK	Honda	22:46.961	17:55.629	23.623	1	1	<u>0</u>

Provisional result to be confirmed by the Stewards of the Meeting subject to completion of technical inspections & the time limit for protests Page 2 / 2

Circuit	The Triangle	Signed		Organising Club	Coleraine & District MC
Length(miles)	8.9700 Lap 1 (8.8300)	Chief Timekeeper		Qualifying Started	11:15
Weather	Light rain	Issued At:	12:27		
Track	Damp, 13°C				



SUPERBIKE

Q1: First Qualifying

Wednesday, 06 May 2026

DETAILED SECTOR ANALYSIS

Qualifying Classification

Position

1 47 Richard COOPER

SBK Behind

Best Time **4:51.332** Best Speed **110.843** On **2** Gp

Lap	Lap Time	Lap Speed	Sector 1	Sector 2	Sector 3	Speed Trap
1	5:35.842	94.652		1:36.388	1:14.447	189.1
2	4:51.332	110.843	2:08.019	1:30.876	1:12.437	194.0
3	4:52.654	110.342	2:06.815	1:33.455	1:12.384	182.0
4	6:12.491	86.692	2:21.799	2:05.770		135.2
5	11:25.613	47.099		1:37.159	1:18.176	173.1
6	5:12.309	103.398	2:23.545	1:34.114	1:14.650	174.4
7	5:07.569	104.991	2:19.911	1:32.967	1:14.691	184.5
8	5:14.802	102.579	2:27.927	1:30.323		127.5
<i>Ideal</i>	<i>4:49.522</i>	<i>111.536</i>	<i>2:06.815</i>	<i>1:30.323</i>	<i>1:12.384</i>	<i>194.0</i>

2 22 Paul JORDAN

SBK Behind **2.608**

Best Time **4:53.940** Best Speed **109.859** On **3** Gp

Lap	Lap Time	Lap Speed	Sector 1	Sector 2	Sector 3	Speed Trap
1	5:37.281	94.248		1:38.036	1:11.300	168.7
2	4:54.773	109.549	2:12.794	1:30.810	1:11.169	162.6
3	4:53.940	109.859	2:12.129	1:31.397	1:10.414	182.0
4	5:28.182	98.397	2:14.489	1:47.423		143.3
<i>Ideal</i>	<i>4:53.353</i>	<i>110.079</i>	<i>2:12.129</i>	<i>1:30.810</i>	<i>1:10.414</i>	<i>182.0</i>

3 3 Dean HARRISON

SBK Behind **3.234**

Best Time **4:54.566** Best Speed **109.626** On **2** Gp

Lap	Lap Time	Lap Speed	Sector 1	Sector 2	Sector 3	Speed Trap
1	5:11.088	102.183		1:35.345	1:13.257	196.9
2	4:54.566	109.626	2:09.063	1:33.742	1:11.761	196.9
3	4:56.436	108.934	2:11.339	1:33.178	1:11.919	194.6
4	5:14.331	102.732	2:15.836	1:38.078		182.5
5	22:11.211	24.258		1:34.358	1:19.131	189.7
6	5:05.946	105.548	2:19.502	1:31.999	1:14.445	180.0
7	5:03.359	106.448	2:18.792	1:30.894	1:13.673	191.8
8	5:00.442	107.482	2:15.115	1:32.380	1:12.947	186.5
9	5:10.996	103.834	2:17.375	1:35.345		195.7
<i>Ideal</i>	<i>4:51.718</i>	<i>110.696</i>	<i>2:09.063</i>	<i>1:30.894</i>	<i>1:11.761</i>	<i>196.9</i>

Qualifying Classification

Position

4 2 Glenn IRWIN

SBK Behind **3.357**

Best Time **4:54.689** Best Speed **109.580** On **8** Gp

Lap	Lap Time	Lap Speed	Sector 1	Sector 2	Sector 3	Speed Trap
1	5:55.616	89.389		1:46.957		170.9
2	11:55.514	45.131		1:57.167		155.1
3	15:24.046	34.946		1:36.538	1:20.383	176.3
4	5:08.501	104.674	2:19.543	1:32.984	1:15.974	193.5
5	5:00.876	107.327	2:15.927	1:30.661	1:14.288	195.2
6	5:05.803	105.597	2:20.100	1:30.991		153.0
7	8:28.987	63.444		1:29.821	1:15.215	191.3
8	4:54.689	109.580	2:11.896	1:30.844	1:11.949	196.9
<i>Ideal</i>	<i>4:53.666</i>	<i>109.962</i>	<i>2:11.896</i>	<i>1:29.821</i>	<i>1:11.949</i>	<i>196.9</i>

5 60 Peter HICKMAN

SBK Behind **3.990**

Best Time **4:55.322** Best Speed **109.345** On **7** Gp

Lap	Lap Time	Lap Speed	Sector 1	Sector 2	Sector 3	Speed Trap
1	8:58.939	58.983		1:48.192		161.9
2	11:21.155	47.408		1:38.489	1:18.422	190.2
3	5:11.971	103.510	2:19.033	1:34.889	1:18.049	165.4
4	5:05.145	105.825	2:17.810	1:32.876	1:14.459	190.7
5	4:59.922	107.668	2:14.099	1:32.073		191.8
6	17:34.206	30.632		1:30.888	1:14.865	193.5
7	4:55.322	109.345	2:13.856	1:29.322	1:12.144	192.4
8	4:57.335	108.605	2:15.317	1:30.068	1:11.950	176.7
<i>Ideal</i>	<i>4:55.128</i>	<i>109.417</i>	<i>2:13.856</i>	<i>1:29.322</i>	<i>1:11.950</i>	<i>193.5</i>

6 16 Mike BROWNE

SBK Behind **6.374**

Best Time **4:57.706** Best Speed **108.469** On **2** Gp

Lap	Lap Time	Lap Speed	Sector 1	Sector 2	Sector 3	Speed Trap
1	5:36.582	94.444		1:41.829	1:13.857	172.6
2	4:57.706	108.469	2:13.375	1:33.557	1:10.774	168.3
3	5:25.062	99.341	2:20.511	1:44.272		147.3
4	21:08.354	25.460		1:39.444	1:18.652	145.7
5	5:11.679	103.607	2:22.074	1:33.530	1:16.075	168.7
6	5:04.697	105.981	2:18.158	1:32.733	1:13.806	191.3
7	5:02.148	106.875	2:16.688	1:32.475	1:12.985	192.9
8	5:16.501	102.028	2:21.838	1:37.369		165.0
<i>Ideal</i>	<i>4:56.624</i>	<i>108.865</i>	<i>2:13.375</i>	<i>1:32.475</i>	<i>1:10.774</i>	<i>192.9</i>

Qualifying Classification

Position

7 59 Darryl TWEED

SBK Behind 6.844

Best Time 4:58.176 Best Speed 108.298 On 2 Gp

Lap	Lap Time	Lap Speed	Sector 1	Sector 2	Sector 3	Speed Trap
1	5:38.517	93.904		1:42.329	1:13.324	143.6
2	4:58.176	108.298	2:12.543	1:34.027	1:11.606	153.4
3	5:19.626	101.031	2:18.604	1:41.620		132.3
4	8:52.404	60.653		2:09.997		118.5
5	21:34.601	24.944		1:38.585	1:19.672	160.7
6	5:21.200	100.535	2:26.196	1:37.173	1:17.831	174.0
7	5:14.766	102.590	2:21.682	1:35.506	1:17.578	167.5
8	5:12.077	103.474	2:17.334	1:34.394		190.2
<i>Ideal</i>	<i>4:58.176</i>	<i>108.298</i>	<i>2:12.543</i>	<i>1:34.027</i>	<i>1:11.606</i>	<i>190.2</i>

8 79 Storm STACEY

SBK Behind 9.775

Best Time 5:01.107 Best Speed 107.244 On 6 Gp

Lap	Lap Time	Lap Speed	Sector 1	Sector 2	Sector 3	Speed Trap
1	9:11.165	57.674		1:50.395	1:20.603	158.1
2	5:39.267	95.182	2:27.732	1:47.198		151.6
3	10:35.554	50.809		1:46.232		169.6
4	26:19.461	20.445		1:37.274	1:18.352	169.2
5	5:13.229	103.094	2:19.411	1:34.856	1:18.962	190.2
6	5:01.107	107.244	2:14.122	1:31.869	1:15.116	195.7
<i>Ideal</i>	<i>5:01.107</i>	<i>107.244</i>	<i>2:14.122</i>	<i>1:31.869</i>	<i>1:15.116</i>	<i>195.7</i>

9 13 Gary McCOY

SBK Behind 15.334

Best Time 5:06.666 Best Speed 105.300 On 2 Gp

Lap	Lap Time	Lap Speed	Sector 1	Sector 2	Sector 3	Speed Trap
1	8:40.504	61.072		1:38.165	1:18.061	159.6
2	5:06.666	105.300	2:16.096	1:35.424	1:15.146	194.0
3	5:50.863	92.036	2:16.812	1:52.032		179.1
4	12:01.292	44.770		1:39.964	1:46.486	176.7
5	5:26.214	98.990	2:29.214	1:38.230	1:18.770	150.0
6	5:22.425	100.154	2:23.290	1:39.287	1:19.848	176.7
7	5:20.365	100.798	2:23.947	1:37.042	1:19.376	181.5
8	5:23.549	99.806	2:25.747	1:38.404	1:19.398	178.6
9	5:20.491	100.758	2:23.382	1:36.896	1:20.213	181.0
<i>Ideal</i>	<i>5:06.666</i>	<i>105.300</i>	<i>2:16.096</i>	<i>1:35.424</i>	<i>1:15.146</i>	<i>194.0</i>

Qualifying Classification

Position

10 1 John McGUINNESS

SBK Behind 15.499

Best Time 5:06.831 Best Speed 105.244 On 2 Gp

Lap	Lap Time	Lap Speed	Sector 1	Sector 2	Sector 3	Speed Trap
1	5:26.062	97.491		1:35.454	1:17.390	176.3
2	5:06.831	105.244	2:14.807	1:36.023	1:16.001	177.2
3	5:07.889	104.882	2:18.997	1:35.742	1:13.150	149.6
4	5:18.775	101.300	2:15.554	1:40.132		168.3
5	21:22.219	25.184		1:38.649	1:19.615	175.3
6	5:14.084	102.813	2:24.460	1:34.683	1:14.941	173.5
7	5:16.142	102.144	2:21.969	1:33.122		161.1
<i>Ideal</i>	<i>5:01.079</i>	<i>107.254</i>	<i>2:14.807</i>	<i>1:33.122</i>	<i>1:13.150</i>	<i>177.2</i>

11 12 Ian HUTCHINSON

SBK Behind 15.608

Best Time 5:06.940 Best Speed 105.206 On 9 Gp

Lap	Lap Time	Lap Speed	Sector 1	Sector 2	Sector 3	Speed Trap
1	8:48.527	60.145		1:46.898	1:20.528	149.6
2	5:13.504	103.003	2:17.555	1:38.952	1:16.997	180.0
3	5:52.385	91.638	2:23.706	1:54.499		183.5
4	13:14.050	40.667		1:37.688	1:20.717	178.1
5	5:17.926	101.571	2:24.363	1:35.668	1:17.895	183.5
6	5:14.439	102.697	2:23.126	1:34.319	1:16.994	181.5
7	5:25.267	99.278	2:27.411	1:35.749		164.6
8	11:15.420	47.810		1:38.102	1:18.242	191.8
9	5:06.940	105.206	2:16.810	1:34.508	1:15.622	194.0
<i>Ideal</i>	<i>5:06.751</i>	<i>105.271</i>	<i>2:16.810</i>	<i>1:34.319</i>	<i>1:15.622</i>	<i>194.0</i>

12 29 David JOHNSON

SBK Behind 20.555

Best Time 5:11.887 Best Speed 103.537 On 7 Gp

Lap	Lap Time	Lap Speed	Sector 1	Sector 2	Sector 3	Speed Trap
1	6:02.414	87.712		1:47.161	1:27.549	171.8
2	5:43.188	94.094	2:31.114	1:48.437		129.7
3	25:15.922	21.302		1:41.415	1:22.389	164.6
4	5:23.222	99.907	2:25.959	1:39.092	1:18.171	167.9
5	5:17.174	101.812	2:24.456	1:36.223	1:16.495	173.1
6	5:15.210	102.446	2:22.986	1:36.519	1:15.705	175.3
7	5:11.887	103.537	2:20.125	1:35.413	1:16.349	176.7
8	5:18.639	101.344	2:21.093	1:39.128		177.7
<i>Ideal</i>	<i>5:11.243</i>	<i>103.752</i>	<i>2:20.125</i>	<i>1:35.413</i>	<i>1:15.705</i>	<i>177.7</i>

SUPERBIKE

Q1: First Qualifying

Wednesday, 06 May 2026

DETAILED SECTOR ANALYSIS

Qualifying Classification

Position

13 **25 Josh BROOKES**
 SBK Behind **22.847**
 Best Time **5:14.179** Best Speed **102.782** On **2** Gp

Lap	Lap Time	Lap Speed	Sector 1	Sector 2	Sector 3	Speed Trap
1	5:33.515	95.312		1:37.019	1:19.831	164.6
2	5:14.179	102.782	2:18.728	1:38.395	1:17.056	157.3
3	5:24.005	99.665	2:19.376	1:41.839		148.0
4	16:52.194	31.903		1:37.532	1:20.440	178.6
5	5:20.227	100.841	2:25.093	1:36.104	1:19.030	187.0
6	5:15.160	102.462	2:22.048	1:35.953	1:17.159	174.9
7	5:22.933	99.996	2:27.317	1:35.010		125.6
<i>Ideal</i>	<i>5:10.794</i>	<i>103.902</i>	<i>2:18.728</i>	<i>1:35.010</i>	<i>1:17.056</i>	<i>187.0</i>

14 92 Mitch REES

SBK Behind **25.018**
 Best Time **5:16.350** Best Speed **102.077** On **4** Gp

Lap	Lap Time	Lap Speed	Sector 1	Sector 2	Sector 3	Speed Trap
1	33:23.001	15.870		1:43.294	1:24.195	158.1
2	5:21.501	100.441	2:25.412	1:37.456	1:18.633	169.2
3	5:20.024	100.905	2:23.659	1:36.601	1:19.764	174.4
4	5:16.350	102.077	2:24.912	1:35.218	1:16.220	154.8
5	5:19.189	101.169	2:19.993	1:39.780		179.5
<i>Ideal</i>	<i>5:11.431</i>	<i>103.689</i>	<i>2:19.993</i>	<i>1:35.218</i>	<i>1:16.220</i>	<i>179.5</i>

15 66 Ryan GIBSON

SBK Behind **25.064**
 Best Time **5:16.396** Best Speed **102.062** On **2** Gp

Lap	Lap Time	Lap Speed	Sector 1	Sector 2	Sector 3	Speed Trap
1	6:19.204	83.828		1:40.783	1:18.837	157.3
2	5:16.396	102.062	2:19.573	1:39.974	1:16.849	156.6
3	5:33.813	96.737	2:19.382	1:49.132		148.3
<i>Ideal</i>	<i>5:16.205</i>	<i>102.124</i>	<i>2:19.382</i>	<i>1:39.974</i>	<i>1:16.849</i>	<i>157.3</i>

16 21 Marty LENNON

SBK Behind **26.770**
 Best Time **5:18.102** Best Speed **101.515** On **2** Gp

Lap	Lap Time	Lap Speed	Sector 1	Sector 2	Sector 3	Speed Trap
1	6:38.261	79.817		1:47.983	1:18.536	170.5
2	5:18.102	101.515	2:24.110	1:38.964	1:15.028	139.1
3	5:27.165	98.702	2:18.428	1:45.080		153.4
<i>Ideal</i>	<i>5:12.420</i>	<i>103.361</i>	<i>2:18.428</i>	<i>1:38.964</i>	<i>1:15.028</i>	<i>170.5</i>

Qualifying Classification

Position

17 **20 Carl PHILLIPS**
 SBK Behind **27.055**
 Best Time **5:18.387** Best Speed **101.424** On **2** Gp

Lap	Lap Time	Lap Speed	Sector 1	Sector 2	Sector 3	Speed Trap
1	9:24.511	56.311		1:42.872	1:18.154	146.1
2	5:18.387	101.424	2:19.542	1:42.971	1:15.874	155.1
3	5:54.974	90.970	2:29.920	1:56.127		123.3
4	22:46.426	23.632		1:40.041	1:18.435	156.6
5	5:24.027	99.658	2:27.350	1:37.163	1:19.514	144.2
6	5:23.924	99.690	2:26.085	1:36.301		169.2
<i>Ideal</i>	<i>5:11.717</i>	<i>103.594</i>	<i>2:19.542</i>	<i>1:36.301</i>	<i>1:15.874</i>	<i>169.2</i>

18 35 Mark HEWITT

SBK Behind **28.230**
 Best Time **5:19.562** Best Speed **101.051** On **6** Gp

Lap	Lap Time	Lap Speed	Sector 1	Sector 2	Sector 3	Speed Trap
1	9:11.821	57.606		1:51.555	1:19.787	148.0
2	5:34.771	96.460	2:27.304	1:47.373	1:20.094	153.7
3	5:46.864	93.097	2:27.009	1:52.583		133.3
4	33:50.978	15.900		1:44.630	1:22.034	158.4
5	5:29.463	98.014	2:29.422	1:39.920	1:20.121	163.4
6	5:19.562	101.051	2:21.776	1:38.156	1:19.630	188.1
<i>Ideal</i>	<i>5:19.562</i>	<i>101.051</i>	<i>2:21.776</i>	<i>1:38.156</i>	<i>1:19.630</i>	<i>188.1</i>

19 139 Dermot CLEARY

SBK Behind **29.179**
 Best Time **5:20.511** Best Speed **100.752** On **2** Gp

Lap	Lap Time	Lap Speed	Sector 1	Sector 2	Sector 3	Speed Trap
1	6:21.139	83.403		1:47.637	1:20.144	137.7
2	5:20.511	100.752	2:20.816	1:41.219	1:18.476	155.1
3	5:31.017	97.554	2:19.901	1:45.971		171.3
<i>Ideal</i>	<i>5:19.596</i>	<i>101.040</i>	<i>2:19.901</i>	<i>1:41.219</i>	<i>1:18.476</i>	<i>171.3</i>

SUPERBIKE

Q1: First Qualifying

Wednesday, 06 May 2026

DETAILED SECTOR ANALYSIS

Qualifying Classification

Position

20 134 Don GILBERT

SBK Behind 29.665

Best Time 5:20.997 Best Speed 100.599 On 2 Gp

Lap	Lap Time	Lap Speed	Sector 1	Sector 2	Sector 3	Speed Trap
1	6:36.099	80.253		1:45.411	1:19.740	146.4
2	5:20.997	100.599	2:24.921	1:39.764	1:16.312	121.1
3	5:27.421	98.625	2:21.690	1:43.884		142.7
4	15:18.191	35.169		1:45.064	1:22.866	143.6
5	5:40.330	94.884	2:33.531	1:41.153		150.6
<i>Ideal</i>	<i>5:17.766</i>	<i>101.622</i>	<i>2:21.690</i>	<i>1:39.764</i>	<i>1:16.312</i>	<i>150.6</i>

Qualifying Classification

Position

23 5 Kevin KEYES

SBK Behind 32.027

Best Time 5:23.359 Best Speed 99.864 On 2 Gp

Lap	Lap Time	Lap Speed	Sector 1	Sector 2	Sector 3	Speed Trap
1	10:01.447	52.853		1:45.164	1:19.897	145.1
2	5:23.359	99.864	2:18.887	1:40.776		170.5
3	25:25.360	21.170		1:43.036	1:24.356	149.3
4	5:36.887	95.854	2:34.074	1:40.844	1:21.969	162.6
5	5:39.262	95.183	2:33.748	1:42.819		158.1
<i>Ideal</i>	<i>5:19.560</i>	<i>101.051</i>	<i>2:18.887</i>	<i>1:40.776</i>	<i>1:19.897</i>	<i>170.5</i>

21 42 Jonathan PERRY

SBK Behind 31.056

Best Time 5:22.388 Best Speed 100.165 On 5 Gp

Lap	Lap Time	Lap Speed	Sector 1	Sector 2	Sector 3	Speed Trap
1	7:28.592	70.862		1:43.519		173.5
2	13:22.450	40.242		2:00.717		135.5
3	29:48.993	18.050		1:47.497	1:21.424	145.7
4	5:31.170	97.509	2:30.158	1:42.449	1:18.563	168.3
5	5:22.388	100.165	2:26.470	1:39.051	1:16.867	172.6
<i>Ideal</i>	<i>5:22.388</i>	<i>100.165</i>	<i>2:26.470</i>	<i>1:39.051</i>	<i>1:16.867</i>	<i>173.5</i>

24 64 Grant THOMSON

SBK Behind 35.720

Best Time 5:27.052 Best Speed 98.737 On 3 Gp

Lap	Lap Time	Lap Speed	Sector 1	Sector 2	Sector 3	Speed Trap
1	43:41.744	12.125		1:43.771	1:22.003	168.3
2	5:42.530	94.275	2:40.943	1:42.506	1:19.081	147.7
3	5:27.052	98.737	2:26.122	1:40.364	1:20.566	171.8
4	5:30.149	97.810	2:27.224	1:40.706		170.0
<i>Ideal</i>	<i>5:25.567</i>	<i>99.187</i>	<i>2:26.122</i>	<i>1:40.364</i>	<i>1:19.081</i>	<i>171.8</i>

22 41 Aaron SPENCE

SBK Behind 31.585

Best Time 5:22.917 Best Speed 100.001 On 2 Gp

Lap	Lap Time	Lap Speed	Sector 1	Sector 2	Sector 3	Speed Trap
1	6:31.425	81.211		1:49.109	1:25.138	138.8
2	5:22.917	100.001	2:20.681	1:42.974	1:19.262	184.0
3	5:39.967	94.986	2:21.296	1:49.471		159.6
4	20:07.995	26.732		1:48.235	1:24.824	144.2
5	5:43.075	94.125	2:38.298	1:42.880	1:21.897	158.1
6	5:39.087	95.232	2:34.507	1:41.280		158.4
<i>Ideal</i>	<i>5:21.223</i>	<i>100.528</i>	<i>2:20.681</i>	<i>1:41.280</i>	<i>1:19.262</i>	<i>184.0</i>

25 44 Rob HODSON

SBK Behind 35.744

Best Time 5:27.076 Best Speed 98.729 On 4 Gp

Lap	Lap Time	Lap Speed	Sector 1	Sector 2	Sector 3	Speed Trap
1	45:51.454	11.553		1:49.310	1:27.298	152.7
2	5:41.979	94.427	2:34.794	1:44.003	1:23.182	139.7
3	5:29.939	97.873	2:28.330	1:40.944	1:20.665	163.8
4	5:27.076	98.729	2:26.505	1:40.892	1:19.679	171.8
<i>Ideal</i>	<i>5:27.076</i>	<i>98.729</i>	<i>2:26.505</i>	<i>1:40.892</i>	<i>1:19.679</i>	<i>171.8</i>

Qualifying Classification

Position

26 10 James CHAWKE

SBK Behind 36.173

Best Time 5:27.505 Best Speed 98.600 On 2 Gp

Lap	Lap Time	Lap Speed	Sector 1	Sector 2	Sector 3	Speed Trap
1	6:44.785	78.531		1:48.161	1:20.616	150.6
2	5:27.505	98.600	2:24.061	1:41.795	1:21.649	141.2
3	5:44.317	93.786	2:27.044	1:52.939	1:24.334	152.7
4	6:18.084	85.410	2:40.625	1:54.704		141.7
5	25:51.839	20.809		1:47.413	1:24.180	151.3
6	5:39.396	95.145	2:28.766	1:41.088		179.5
<i>Ideal</i>	<i>5:25.765</i>	<i>99.127</i>	<i>2:24.061</i>	<i>1:41.088</i>	<i>1:20.616</i>	<i>179.5</i>

Qualifying Classification

Position

29 46 Rhys HARDISTY

SBK Behind 38.203

Best Time 5:29.535 Best Speed 97.993 On 2 Gp

Lap	Lap Time	Lap Speed	Sector 1	Sector 2	Sector 3	Speed Trap
1	6:16.265	84.483		1:50.594	1:24.020	155.1
2	5:29.535	97.993	2:22.282	1:45.747	1:21.506	158.1
3	5:45.900	93.356	2:24.420	1:51.707		150.3
4	32:43.214	16.449		1:45.819	1:24.509	153.4
5	5:39.369	95.153	2:32.928	1:42.834	1:23.607	157.7
6	5:36.209	96.047	2:29.804	1:43.677	1:22.728	173.5
<i>Ideal</i>	<i>5:26.622</i>	<i>98.867</i>	<i>2:22.282</i>	<i>1:42.834</i>	<i>1:21.506</i>	<i>173.5</i>

27 361 Ryan WHITEHALL

SBK Behind 36.977

Best Time 5:28.309 Best Speed 98.359 On 6 Gp

Lap	Lap Time	Lap Speed	Sector 1	Sector 2	Sector 3	Speed Trap
1	7:30.878	70.502		2:03.121	2:00.095	125.4
2	5:38.928	95.277	2:30.625	1:45.998	1:22.305	140.0
3	6:26.485	83.553	2:41.074	2:03.200		134.9
4	29:13.367	18.417		1:51.027	1:27.157	117.9
5	5:39.488	95.120	2:35.496	1:42.290	1:21.702	151.0
6	5:28.309	98.359	2:28.857	1:40.545	1:18.907	158.4
7	5:46.966	93.070	2:27.391	1:48.945		161.9
<i>Ideal</i>	<i>5:26.843</i>	<i>98.800</i>	<i>2:27.391</i>	<i>1:40.545</i>	<i>1:18.907</i>	<i>161.9</i>

30 74 Kamil HOLAN

SBK Behind 38.264

Best Time 5:29.596 Best Speed 97.974 On 2 Gp

Lap	Lap Time	Lap Speed	Sector 1	Sector 2	Sector 3	Speed Trap
1	6:41.789	79.116		1:53.962	1:21.601	122.0
2	5:29.596	97.974	2:25.635	1:43.547	1:20.414	153.0
3	5:53.017	91.474	2:26.942	1:56.414		145.4
4	27:36.804	19.491		1:53.514	1:38.095	144.2
5	6:12.545	86.679	2:47.377	1:53.930		123.8
6	8:18.465	64.783		1:46.169	1:27.641	155.1
7	5:43.057	94.130	2:34.514	1:45.317	1:23.226	147.0
<i>Ideal</i>	<i>5:29.596</i>	<i>97.974</i>	<i>2:25.635</i>	<i>1:43.547</i>	<i>1:20.414</i>	<i>155.1</i>

28 34 Liam CHAWKE

SBK Behind 37.017

Best Time 5:28.349 Best Speed 98.347 On 2 Gp

Lap	Lap Time	Lap Speed	Sector 1	Sector 2	Sector 3	Speed Trap
1	6:11.173	85.642		1:45.718	1:24.411	161.9
2	5:28.349	98.347	2:22.924	1:45.968	1:19.457	175.3
3	5:31.434	97.431	2:21.261	1:45.955		175.8
<i>Ideal</i>	<i>5:26.436</i>	<i>98.923</i>	<i>2:21.261</i>	<i>1:45.718</i>	<i>1:19.457</i>	<i>175.8</i>

31 8 Pontus RÖSTLINGER

SBK Behind 39.339

Best Time 5:30.671 Best Speed 97.656 On 2 Gp

Lap	Lap Time	Lap Speed	Sector 1	Sector 2	Sector 3	Speed Trap
1	6:42.076	79.060		1:50.280	1:20.495	156.2
2	5:30.671	97.656	2:24.956	1:43.129	1:22.586	152.0
3	5:45.350	93.505	2:25.793	1:55.978	1:23.579	150.6
4	6:18.478	85.321	2:40.059	1:54.449		126.6
<i>Ideal</i>	<i>5:28.580</i>	<i>98.277</i>	<i>2:24.956</i>	<i>1:43.129</i>	<i>1:20.495</i>	<i>156.2</i>

Qualifying Classification

Position

32 109 Neil KERNOHAN

SBK Behind 39.357

Best Time 5:30.689 Best Speed 97.651 On 2 Gp

Lap	Lap Time	Lap Speed	Sector 1	Sector 2	Sector 3	Speed Trap
1	6:41.066	79.259		1:50.158	1:22.985	122.4
2	5:30.689	97.651	2:25.263	1:43.207	1:22.219	148.0
3	5:44.087	93.848	2:25.742	1:54.084	1:24.261	150.0
4	5:58.214	90.147	2:38.780	1:49.441		130.5
<i>Ideal</i>	<i>5:30.689</i>	<i>97.651</i>	<i>2:25.263</i>	<i>1:43.207</i>	<i>1:22.219</i>	<i>150.0</i>

33 88 Sean McTAGGART

SBK Behind 40.262

Best Time 5:31.594 Best Speed 97.384 On 2 Gp

Lap	Lap Time	Lap Speed	Sector 1	Sector 2	Sector 3	Speed Trap
1	6:41.354	79.202		1:50.802	1:22.116	136.9
2	5:31.594	97.384	2:26.705	1:43.550	1:21.339	144.8
3	5:43.240	94.080	2:26.879	1:52.034		159.6
<i>Ideal</i>	<i>5:31.594</i>	<i>97.384</i>	<i>2:26.705</i>	<i>1:43.550</i>	<i>1:21.339</i>	<i>159.6</i>

34 14 Ilja CALJOUW

SBK Behind 40.750

Best Time 5:32.082 Best Speed 97.241 On 7 Gp

Lap	Lap Time	Lap Speed	Sector 1	Sector 2	Sector 3	Speed Trap
1	6:17.392	84.231		1:49.463	1:26.022	181.0
2	5:38.500	95.397	2:27.823	1:49.331	1:21.346	149.6
3	5:57.285	90.382	2:28.630	1:58.495		165.4
4	28:12.439	19.080		1:51.041	1:29.231	156.2
5	5:48.291	92.716	2:41.476	1:43.208	1:23.607	161.5
6	5:36.572	95.944	2:32.113	1:42.709	1:21.750	177.7
7	5:32.082	97.241	2:28.588	1:40.493	1:23.001	180.0
<i>Ideal</i>	<i>5:29.662</i>	<i>97.955</i>	<i>2:27.823</i>	<i>1:40.493</i>	<i>1:21.346</i>	<i>181.0</i>

Qualifying Classification

Position

35 212 Dean McMASTER

SBK Behind 43.701

Best Time 5:35.033 Best Speed 96.385 On 2 Gp

Lap	Lap Time	Lap Speed	Sector 1	Sector 2	Sector 3	Speed Trap
1	6:35.603	80.353		1:50.190	1:25.042	153.0
2	5:35.033	96.385	2:27.314	1:44.914	1:22.805	136.9
3	5:49.754	92.328	2:28.227	1:54.731		142.0
4	25:13.475	21.336		1:46.059	1:22.841	155.1
5	5:43.001	94.145	2:34.534	1:42.118		125.9
<i>Ideal</i>	<i>5:32.237</i>	<i>97.196</i>	<i>2:27.314</i>	<i>1:42.118</i>	<i>1:22.805</i>	<i>155.1</i>

36 43 Stephen DEGNAN

SBK Behind 46.970

Best Time 5:38.302 Best Speed 95.453 On 2 Gp

Lap	Lap Time	Lap Speed	Sector 1	Sector 2	Sector 3	Speed Trap
1	6:40.476	79.376		1:50.927	1:24.867	128.7
2	5:38.302	95.453	2:33.698	1:44.634	1:19.970	113.2
3	5:45.917	93.352	2:28.204	1:50.447	1:27.266	136.9
4	6:54.684	77.871	2:56.914	2:04.915		126.3
5	16:12.720	33.198		1:52.883	1:31.346	137.1
6	6:06.725	88.055	2:48.722	1:49.531	1:28.472	150.6
7	6:00.836	89.492	2:44.142	1:50.208	1:26.486	148.0
8	5:56.918	90.475	2:39.806	1:46.449		152.7
<i>Ideal</i>	<i>5:32.808</i>	<i>97.029</i>	<i>2:28.204</i>	<i>1:44.634</i>	<i>1:19.970</i>	<i>152.7</i>

Non Qualifiers

Position

96 Dominic HERBERTSON

SBK Behind 23.508

Best Time 5:14.840 Best Speed 102.566 On 3 Gp

Lap	Lap Time	Lap Speed	Sector 1	Sector 2	Sector 3	Speed Trap
1	44:30.060	11.905		1:38.502		166.7
2	12:58.043	41.504		1:43.254	1:18.284	170.0
3	5:14.840	102.566	2:19.493	1:37.851	1:17.496	176.7
<i>Ideal</i>	<i>5:14.840</i>	<i>102.566</i>	<i>2:19.493</i>	<i>1:37.851</i>	<i>1:17.496</i>	<i>176.7</i>

SUPERBIKE

Q1: First Qualifying

Wednesday, 06 May 2026

DETAILED SECTOR ANALYSIS

Non Qualifiers

Position

11 Amalric BLANC

SBK Behind 27.435
Best Time 5:18.767 Best Speed 101.303 On 2 Gp

Lap	Lap Time	Lap Speed	Sector 1	Sector 2	Sector 3	Speed Trap
1	9:28.352	55.930				0.0
2	5:18.767	101.303				0.0
<i>Ideal</i>	0.000	0.000				0.0

71 Phillip CROWE

SBK Behind 33.484
Best Time 5:24.816 Best Speed 99.416 On 2 Gp

Lap	Lap Time	Lap Speed	Sector 1	Sector 2	Sector 3	Speed Trap
1	8:50.337	59.939		1:51.549	1:26.480	142.0
2	5:24.816	99.416	2:23.104	1:41.915	1:19.797	153.4
3	6:10.610	87.132	2:34.767	2:04.319		154.4
<i>Ideal</i>	5:24.816	99.416	2:23.104	1:41.915	1:19.797	154.4

80 Rasmus LINDSTRÖM

SBK Behind 33.827
Best Time 5:25.159 Best Speed 99.311 On 2 Gp

Lap	Lap Time	Lap Speed	Sector 1	Sector 2	Sector 3	Speed Trap
1	6:42.493	78.978		1:46.454	1:21.653	160.3
2	5:25.159	99.311	2:22.285	1:43.089	1:19.785	159.9
3	5:47.212	93.004	2:25.886	1:57.309	1:24.017	143.0
4	6:27.485	83.337	2:40.290	1:58.301		130.7
<i>Ideal</i>	5:25.159	99.311	2:22.285	1:43.089	1:19.785	160.3

40 Maurizio BOTTALICO

SBK Behind 37.971
Best Time 5:29.303 Best Speed 98.062 On 2 Gp

Lap	Lap Time	Lap Speed	Sector 1	Sector 2	Sector 3	Speed Trap
1	11:35.215	45.724		1:39.585	1:15.921	163.4
2	5:29.303	98.062	2:21.435	1:48.991	1:18.877	148.0
3	7:05.741	75.849	2:54.199	2:19.338		118.1
<i>Ideal</i>	5:16.941	101.886	2:21.435	1:39.585	1:15.921	163.4

Non Qualifiers

Position

15 Sam WEST

SBK Behind 38.877
Best Time 5:30.209 Best Speed 97.793 On 2 Gp

Lap	Lap Time	Lap Speed	Sector 1	Sector 2	Sector 3	Speed Trap
1	6:39.653	79.539		1:49.559	1:27.497	144.8
2	5:30.209	97.793	2:25.804	1:43.186	1:21.219	166.2
3	5:55.735	90.775	2:25.001	1:58.386		150.0
<i>Ideal</i>	5:29.406	98.031	2:25.001	1:43.186	1:21.219	166.2

91 Julian TRUMMER

SBK Behind 41.832
Best Time 5:33.164 Best Speed 96.925 On 2 Gp

Lap	Lap Time	Lap Speed	Sector 1	Sector 2	Sector 3	Speed Trap
1	6:37.963	79.877		1:50.349	1:27.511	157.7
2	5:33.164	96.925	2:26.648	1:44.464	1:22.052	138.8
3	5:57.519	90.322	2:25.969	1:59.066		153.0
4	29:18.070	18.368		1:46.263	1:27.304	171.3
5	5:47.795	92.848	2:37.860	1:42.795		169.2
6	10:51.467	49.568		1:45.403	1:26.363	184.5
<i>Ideal</i>	5:30.816	97.613	2:25.969	1:42.795	1:22.052	184.5

311 Florian ASTNER

SBK Behind 46.659
Best Time 5:37.991 Best Speed 95.541 On 5 Gp

Lap	Lap Time	Lap Speed	Sector 1	Sector 2	Sector 3	Speed Trap
1	19:55.110	26.598		1:57.416	1:29.159	163.4
2	6:17.377	85.570	2:50.354	1:51.899	1:35.124	136.0
3	7:02.575	76.417	3:12.045	1:58.824		116.3
4	26:25.422	20.368		1:44.686	1:24.474	148.3
5	5:37.991	95.541	2:33.519	1:41.614	1:22.858	158.4
<i>Ideal</i>	5:37.991	95.541	2:33.519	1:41.614	1:22.858	163.4

33 Kieran BROCKIE

SBK Behind 47.058
Best Time 5:38.390 Best Speed 95.428 On 2 Gp

Lap	Lap Time	Lap Speed	Sector 1	Sector 2	Sector 3	Speed Trap
1	57:55.489	9.146		1:42.656	1:23.514	165.0
2	5:38.390	95.428	2:30.317	1:43.823	1:24.250	169.2
<i>Ideal</i>	5:36.487	95.968	2:30.317	1:42.656	1:23.514	169.2

SUPERBIKE

Q1: First Qualifying

Wednesday, 06 May 2026

DETAILED SECTOR ANALYSIS

Non Qualifiers

Position

4 Michael RUTTER

SBK Behind **47.199**
Best Time **5:38.531** Best Speed **95.389** On **2** Gp

Lap	Lap Time	Lap Speed	Sector 1	Sector 2	Sector 3	Speed Trap
1	9:10.936	57.698		1:50.278	1:20.716	162.2
2	5:38.531	95.389	2:27.700	1:47.091		152.0
<i>Ideal</i>	<i>5:35.507</i>	<i>96.248</i>	<i>2:27.700</i>	<i>1:47.091</i>	<i>1:20.716</i>	<i>162.2</i>

73 David BROOK

SBK Behind **48.091**
Best Time **5:39.423** Best Speed **95.138** On **2** Gp

Lap	Lap Time	Lap Speed	Sector 1	Sector 2	Sector 3	Speed Trap
1	6:34.780	80.521		1:48.323	1:27.251	165.4
2	5:39.423	95.138	2:27.610	1:41.710		139.4
3	8:49.014	61.042		2:07.439		123.1
<i>Ideal</i>	<i>5:36.571</i>	<i>95.944</i>	<i>2:27.610</i>	<i>1:41.710</i>	<i>1:27.251</i>	<i>165.4</i>

87 Emil KRCHNAVY

SBK Behind **51.275**
Best Time **5:42.607** Best Speed **94.254** On **7** Gp

Lap	Lap Time	Lap Speed	Sector 1	Sector 2	Sector 3	Speed Trap
1	8:01.935	65.959		1:56.103		120.2
2	8:03.143	66.837		1:48.487	1:24.955	155.9
3	6:50.760	78.615	2:52.713	2:12.741		92.4
4	17:36.855	30.555		1:51.303	1:26.982	128.0
5	5:52.839	91.520	2:39.305	1:47.469	1:26.065	163.4
6	5:49.117	92.496	2:33.633	1:47.909	1:27.575	162.6
7	5:42.607	94.254	2:35.396	1:44.752	1:22.459	156.6
8	5:51.269	91.930	2:32.410	1:46.809		162.6
<i>Ideal</i>	<i>5:39.621</i>	<i>95.082</i>	<i>2:32.410</i>	<i>1:44.752</i>	<i>1:22.459</i>	<i>163.4</i>

174 Laurent HOFFMANN

SBK Behind **55.783**
Best Time **5:47.115** Best Speed **93.030** On **3** Gp

Lap	Lap Time	Lap Speed	Sector 1	Sector 2	Sector 3	Speed Trap
1	8:36.526	61.542		1:56.685		139.4
2	7:26.831	72.269		1:41.149	1:19.179	150.6
3	5:47.115	93.030	2:29.734	1:50.294	1:27.087	160.7
4	6:36.790	81.383	2:54.715	2:01.114		130.5
<i>Ideal</i>	<i>5:30.062</i>	<i>97.836</i>	<i>2:29.734</i>	<i>1:41.149</i>	<i>1:19.179</i>	<i>160.7</i>

Non Qualifiers

Position

53 Wayne BOURGEOIS

SBK Behind **1:01.043**
Best Time **5:52.375** Best Speed **91.641** On **7** Gp

Lap	Lap Time	Lap Speed	Sector 1	Sector 2	Sector 3	Speed Trap
1	6:40.251	79.420		1:52.596		138.8
2	10:37.992	50.615		1:40.266		160.3
3	11:01.719	48.800		1:54.342	1:34.398	141.5
4	6:21.594	84.624	2:55.472	1:52.435		132.0
5	17:32.452	30.683		1:48.047	1:28.624	158.8
6	5:54.872	90.996	2:43.284	1:45.729	1:25.859	147.0
7	5:52.375	91.641	2:38.181	1:46.762	1:27.432	151.0
<i>Ideal</i>	<i>5:44.306</i>	<i>93.789</i>	<i>2:38.181</i>	<i>1:40.266</i>	<i>1:25.859</i>	<i>160.3</i>

17 Michael EVANS

SBK Behind **1:01.059**
Best Time **5:52.391** Best Speed **91.637** On **5** Gp

Lap	Lap Time	Lap Speed	Sector 1	Sector 2	Sector 3	Speed Trap
1	5:59.980	88.305		1:47.743		152.7
2	7:01.336	76.642		1:44.374	1:21.188	145.7
3	6:16.243	85.828	2:31.474	2:08.882		144.5
4	31:49.559	16.911		1:48.631	1:28.367	143.6
5	5:52.391	91.637	2:39.933	1:46.078	1:26.380	147.7
6	5:57.482	90.332	2:38.060	1:49.751	1:29.671	165.8
<i>Ideal</i>	<i>5:37.036</i>	<i>95.812</i>	<i>2:31.474</i>	<i>1:44.374</i>	<i>1:21.188</i>	<i>165.8</i>

85 Olivier LUPBERGER

SBK Behind **1:01.126**
Best Time **5:52.458** Best Speed **91.619** On **2** Gp

Lap	Lap Time	Lap Speed	Sector 1	Sector 2	Sector 3	Speed Trap
1	10:27.038	50.695		1:54.525	1:26.053	140.6
2	5:52.458	91.619	2:37.840	1:48.580	1:26.038	132.5
3	6:38.390	81.056	2:53.850	2:04.830		116.5
4	19:35.960	27.460		1:49.812	1:26.252	137.4
<i>Ideal</i>	<i>5:52.458</i>	<i>91.619</i>	<i>2:37.840</i>	<i>1:48.580</i>	<i>1:26.038</i>	<i>140.6</i>



MCUI Ulster
Centre Timing
Powered by
e-Laps timing software
www.elaps-timing.com



Non Qualifiers

Position

90 Craig KENNELLY

SBK Behind **1:02.580**
 Best Time **5:53.912** Best Speed **91.243** On **2** Gp

Lap	Lap Time	Lap Speed	Sector 1	Sector 2	Sector 3	Speed Trap
1	9:06.422	58.175		1:57.212	1:26.138	135.5
2	5:53.912	91.243	2:35.800	1:56.648	1:21.464	129.5
3	6:52.918	78.204	2:54.210	2:18.583		106.4
4	22:13.278	24.220		1:52.022	1:29.027	142.7
5	6:05.192	88.425	2:46.586	1:51.051	1:27.555	140.3
6	5:56.043	90.697	2:44.290	1:46.407	1:25.346	149.3
7	6:16.086	85.863	2:40.696	1:55.813		159.2
<i>Ideal</i>	<i>5:43.671</i>	<i>93.962</i>	<i>2:35.800</i>	<i>1:46.407</i>	<i>1:21.464</i>	<i>159.2</i>

119 Kris DUNCAN

SBK Behind **1:02.634**
 Best Time **5:53.966** Best Speed **91.229** On **2** Gp

Lap	Lap Time	Lap Speed	Sector 1	Sector 2	Sector 3	Speed Trap
1	7:01.158	75.478		2:07.221	1:58.925	175.8
2	5:53.966	91.229	2:30.260	1:56.622		130.7
3	16:21.914	32.887		2:22.747		106.9
4	13:44.194	39.180		1:48.539	1:26.865	141.2
5	5:58.515	90.072	2:46.654	1:46.744	1:25.117	124.9
6	6:04.379	88.622	2:35.713	1:49.435		163.4
<i>Ideal</i>	<i>5:42.121</i>	<i>94.388</i>	<i>2:30.260</i>	<i>1:46.744</i>	<i>1:25.117</i>	<i>175.8</i>

27 Barry GRAHAM

SBK Behind **1:21.080**
 Best Time **6:12.412** Best Speed **86.710** On **3** Gp

Lap	Lap Time	Lap Speed	Sector 1	Sector 2	Sector 3	Speed Trap
1	6:30.588	81.385		1:51.692		154.8
2	7:02.936	76.352		1:42.814	1:20.556	143.0
3	6:12.412	86.710	2:29.121	2:08.239		142.7
<i>Ideal</i>	<i>5:32.491</i>	<i>97.121</i>	<i>2:29.121</i>	<i>1:42.814</i>	<i>1:20.556</i>	<i>154.8</i>

Non Qualifiers

Position

30 Eddy FERRE

SBK Behind **1:45.297**
 Best Time **6:36.629** Best Speed **81.416** On **3** Gp

Lap	Lap Time	Lap Speed	Sector 1	Sector 2	Sector 3	Speed Trap
1	8:25.233	62.918		1:51.435		117.3
2	10:01.076	53.724		2:01.734	1:23.557	157.7
3	6:36.629	81.416	2:51.156	1:59.381		132.0
4	35:34.041	15.132		1:41.870	1:23.394	179.1
<i>Ideal</i>	<i>5:56.420</i>	<i>90.601</i>	<i>2:51.156</i>	<i>1:41.870</i>	<i>1:23.394</i>	<i>179.1</i>

9 Erno KOSTAMO

SBK Behind **1:54.793**
 Best Time **6:46.125** Best Speed **79.512** On **1** Gp

Lap	Lap Time	Lap Speed	Sector 1	Sector 2	Sector 3	Speed Trap
1	6:46.125	78.271		1:56.976		123.1
<i>Ideal</i>	<i>0.000</i>	<i>0.000</i>		<i>1:56.976</i>		<i>123.1</i>

28 Darryl ANDERSON

SBK Behind **2:11.132**
 Best Time **7:02.464** Best Speed **76.437** On **1** Gp

Lap	Lap Time	Lap Speed	Sector 1	Sector 2	Sector 3	Speed Trap
1	7:02.464	75.244		1:48.545		154.8
2	15:05.045	35.680		2:02.207		156.2
<i>Ideal</i>	<i>0.000</i>	<i>0.000</i>		<i>1:48.545</i>		<i>156.2</i>

19 Jean Pierre POLET

SBK Behind **4:25.016**
 Best Time **9:16.348** Best Speed **58.043** On **2** Gp

Lap	Lap Time	Lap Speed	Sector 1	Sector 2	Sector 3	Speed Trap
1	10:03.973	52.631		1:47.867		81.8
2	9:16.348	58.043		1:59.682		165.0
<i>Ideal</i>	<i>0.000</i>	<i>0.000</i>		<i>1:47.867</i>		<i>165.0</i>

6 Michael DUNLOP

SBK Behind **5:20.207**
 Best Time **10:11.539** Best Speed **52.804** On **1** Gp

Lap	Lap Time	Lap Speed	Sector 1	Sector 2	Sector 3	Speed Trap
1	10:11.539	51.980		1:41.763		176.3
2	25:01.601	21.505		1:39.341	1:25.275	169.2
<i>Ideal</i>	<i>0.000</i>	<i>0.000</i>		<i>1:39.341</i>	<i>1:25.275</i>	<i>176.3</i>

Non Qualifiers

Position

37 Barry BURRELL

SBK Behind **5:30.041**

Best Time **10:21.373** Best Speed **51.969** On **1** Gp

Lap	Lap Time	Lap Speed	Sector 1	Sector 2	Sector 3	Speed Trap
1	10:21.373	51.158		1:51.967		125.2
<i>Ideal</i>	<i>0.000</i>	<i>0.000</i>		<i>1:51.967</i>		<i>125.2</i>

69 Darragh TRAPPE

SBK Behind **6:03.306**

Best Time **10:54.638** Best Speed **49.328** On **1** Gp

Lap	Lap Time	Lap Speed	Sector 1	Sector 2	Sector 3	Speed Trap
1	10:54.638	48.558		3:33.111		136.0
<i>Ideal</i>	<i>0.000</i>	<i>0.000</i>		<i>3:33.111</i>		<i>136.0</i>

23 Marcus SIMPSON

SBK Behind **7:30.990**

Best Time **12:22.322** Best Speed **43.501** On **1** Gp

Lap	Lap Time	Lap Speed	Sector 1	Sector 2	Sector 3	Speed Trap
1	12:22.322	42.822		1:45.777		126.8
<i>Ideal</i>	<i>0.000</i>	<i>0.000</i>		<i>1:45.777</i>		<i>126.8</i>

55 Leon JEACOCK

SBK Behind **17:55.629**

Best Time **22:46.961** Best Speed **23.623** On **1** Gp

Lap	Lap Time	Lap Speed	Sector 1	Sector 2	Sector 3	Speed Trap
1	22:46.961	23.255		2:06.520		140.9
<i>Ideal</i>	<i>0.000</i>	<i>0.000</i>		<i>2:06.520</i>		<i>140.9</i>

BRIGGS EQUIPMENT NORTH WEST 200

SUPERBIKE

Q1: First Qualifying

SECTOR ANALYSIS

Perfect Lap (sum of best sectors) = **4:46.551**



SECTOR 1			SECTOR 2		SECTOR 3		IDEAL / BEST								
FINISH - BALLYALLY			BALLYALLY - METROPOLE		METROPOLE - FINISH		COMPARISON								
Pos	No	Name	Time	No	Name	Time	Pos	No	Name	Ideal Time	Best Time	Diff			
1	47	Richard COOPER	2:06.815	60	Peter HICKMAN	1:29.322	22	Paul JORDAN	1:10.414	1	47	Richard COOPER	4:49.522	4:51.332	1.810
2	3	Dean HARRISON	2:09.063	2	Glenn IRWIN	1:29.821	16	Mike BROWNE	1:10.774	2	22	Paul JORDAN	4:53.353	4:53.940	0.587
3	2	Glenn IRWIN	2:11.896	47	Richard COOPER	1:30.323	59	Darryl TWEED	1:11.606	3	3	Dean HARRISON	4:51.718	4:54.566	2.848
4	22	Paul JORDAN	2:12.129	22	Paul JORDAN	1:30.810	3	Dean HARRISON	1:11.761	4	2	Glenn IRWIN	4:53.666	4:54.689	1.023
5	59	Darryl TWEED	2:12.543	3	Dean HARRISON	1:30.894	2	Glenn IRWIN	1:11.949	5	60	Peter HICKMAN	4:55.128	4:55.322	0.194
6	16	Mike BROWNE	2:13.375	79	Storm STACEY	1:31.869	60	Peter HICKMAN	1:11.950	6	16	Mike BROWNE	4:56.624	4:57.706	1.082
7	60	Peter HICKMAN	2:13.856	16	Mike BROWNE	1:32.475	47	Richard COOPER	1:12.384	7	59	Darryl TWEED	4:58.176	4:58.176	0.000
8	79	Storm STACEY	2:14.122	1	John McGUINNESS	1:33.122	1	John McGUINNESS	1:13.150	8	79	Storm STACEY	5:01.107	5:01.107	0.000
9	1	John McGUINNESS	2:14.807	59	Darryl TWEED	1:34.027	21	Marty LENNON	1:15.028	9	13	Gary McCOY	5:06.666	5:06.666	0.000
10	13	Gary McCOY	2:16.096	12	Ian HUTCHINSON	1:34.319	79	Storm STACEY	1:15.116	10	1	John McGUINNESS	5:01.079	5:06.831	5.752
11	12	Ian HUTCHINSON	2:16.810	25	Josh BROOKES	1:35.010	13	Gary McCOY	1:15.146	11	12	Ian HUTCHINSON	5:06.751	5:06.940	0.189
12	21	Marty LENNON	2:18.428	92	Mitch REES	1:35.218	12	Ian HUTCHINSON	1:15.622	12	29	David JOHNSON	5:11.243	5:11.887	0.644
13	25	Josh BROOKES	2:18.728	29	David JOHNSON	1:35.413	29	David JOHNSON	1:15.705	13	25	Josh BROOKES	5:10.794	5:14.179	3.385
14	5	Kevin KEYES	2:18.887	13	Gary McCOY	1:35.424	20	Carl PHILLIPS	1:15.874	14	96	Dominic HERBERTSON	5:14.840	5:14.840	0.000
15	66	Ryan GIBSON	2:19.382	20	Carl PHILLIPS	1:36.301	40	Maurizio BOTTALICO	1:15.921	15	92	Mitch REES	5:11.431	5:16.350	4.919
16	96	Dominic HERBERTSON	2:19.493	96	Dominic HERBERTSON	1:37.851	92	Mitch REES	1:16.220	16	66	Ryan GIBSON	5:16.205	5:16.396	0.191
17	20	Carl PHILLIPS	2:19.542	35	Mark HEWITT	1:38.156	134	Don GILBERT	1:16.312	17	21	Marty LENNON	5:12.420	5:18.102	5.682
18	139	Dermot CLEARY	2:19.901	21	Marty LENNON	1:38.964	66	Ryan GIBSON	1:16.849	18	20	Carl PHILLIPS	5:11.717	5:18.387	6.670
19	92	Mitch REES	2:19.993	42	Jonathan PERRY	1:39.051	42	Jonathan PERRY	1:16.867	19	11	Amalric BLANC		5:18.767	
20	29	David JOHNSON	2:20.125	6	Michael DUNLOP	1:39.341	25	Josh BROOKES	1:17.056	20	35	Mark HEWITT	5:19.562	5:19.562	0.000
21	41	Aaron SPENCE	2:20.681	40	Maurizio BOTTALICO	1:39.585	96	Dominic HERBERTSON	1:17.496	21	139	Dermot CLEARY	5:19.596	5:20.511	0.915
22	34	Liam CHAWKE	2:21.261	134	Don GILBERT	1:39.764	139	Dermot CLEARY	1:18.476	22	134	Don GILBERT	5:17.766	5:20.997	3.231
23	40	Maurizio BOTTALICO	2:21.435	66	Ryan GIBSON	1:39.974	361	Ryan WHITEHALL	1:18.907	23	42	Jonathan PERRY	5:22.388	5:22.388	0.000
24	134	Don GILBERT	2:21.690	53	Wayne BOURGEOIS	1:40.266	64	Grant THOMSON	1:19.081	24	41	Aaron SPENCE	5:21.223	5:22.917	1.694
25	35	Mark HEWITT	2:21.776	64	Grant THOMSON	1:40.364	174	Laurent HOFFMANN	1:19.179	25	5	Kevin KEYES	5:19.560	5:23.359	3.799
26	46	Rhys HARDISTY	2:22.282	14	Ilja CALJOUW	1:40.493	41	Aaron SPENCE	1:19.262	26	71	Phillip CROWE	5:24.816	5:24.816	0.000
27	80	Rasmus LINDSTRÖM	2:22.285	361	Ryan WHITEHALL	1:40.545	34	Liam CHAWKE	1:19.457	27	80	Rasmus LINDSTRÖM	5:25.159	5:25.159	0.000
28	71	Phillip CROWE	2:23.104	5	Kevin KEYES	1:40.776	35	Mark HEWITT	1:19.630	28	64	Grant THOMSON	5:25.567	5:27.052	1.485
29	10	James CHAWKE	2:24.061	44	Rob HODSON	1:40.892	44	Rob HODSON	1:19.679	29	44	Rob HODSON	5:27.076	5:27.076	0.000
30	8	Pontus R JÖSTLINGER	2:24.956	10	James CHAWKE	1:41.088	80	Rasmus LINDSTRÖM	1:19.785	30	10	James CHAWKE	5:25.765	5:27.505	1.740
31	15	Sam WEST	2:25.001	174	Laurent HOFFMANN	1:41.149	71	Phillip CROWE	1:19.797	31	361	Ryan WHITEHALL	5:26.843	5:28.309	1.466
32	109	Neil KERNOHAN	2:25.263	139	Dermot CLEARY	1:41.219	5	Kevin KEYES	1:19.897	32	34	Liam CHAWKE	5:26.436	5:28.349	1.913
33	74	Kamil HOLAN	2:25.635	41	Aaron SPENCE	1:41.280	43	Stephen DEGNAN	1:19.970	33	40	Maurizio BOTTALICO	5:16.941	5:29.303	12.362
34	91	Julian TRUMMER	2:25.969	311	Florian ASTNER	1:41.614	74	Kamil HOLAN	1:20.414	34	46	Rhys HARDISTY	5:26.622	5:29.535	2.913
35	64	Grant THOMSON	2:26.122	73	David BROOK	1:41.710	8	Pontus R JÖSTLINGER	1:20.495	35	74	Kamil HOLAN	5:29.596	5:29.596	0.000
36	42	Jonathan PERRY	2:26.470	30	Eddy FERRE	1:41.870	27	Barry GRAHAM	1:20.556	36	15	Sam WEST	5:29.406	5:30.209	0.803
37	44	Rob HODSON	2:26.505	71	Phillip CROWE	1:41.915	10	James CHAWKE	1:20.616	37	8	Pontus R JÖSTLINGER	5:28.580	5:30.671	2.091
38	88	Sean McTAGGART	2:26.705	212	Dean McMASTER	1:42.118	4	Michael RUTTER	1:20.716	38	109	Neil KERNOHAN	5:30.689	5:30.689	0.000
39	212	Dean McMASTER	2:27.314	33	Kieran BROCKIE	1:42.656	17	Michael EVANS	1:21.188	39	88	Sean McTAGGART	5:31.594	5:31.594	0.000
40	361	Ryan WHITEHALL	2:27.391	91	Julian TRUMMER	1:42.795	15	Sam WEST	1:21.219	40	14	Ilja CALJOUW	5:29.662	5:32.082	2.420
41	73	David BROOK	2:27.610	27	Barry GRAHAM	1:42.814	88	Sean McTAGGART	1:21.339	41	91	Julian TRUMMER	5:30.816	5:33.164	2.348
42	4	Michael RUTTER	2:27.700	46	Rhys HARDISTY	1:42.834	14	Ilja CALJOUW	1:21.346	42	212	Dean McMASTER	5:32.237	5:35.033	2.796
43	14	Ilja CALJOUW	2:27.823	80	Rasmus LINDSTRÖM	1:43.089	90	Craig KENNELLY	1:21.464	43	311	Florian ASTNER	5:37.991	5:37.991	0.000
44	43	Stephen DEGNAN	2:28.204	8	Pontus R JÖSTLINGER	1:43.129	46	Rhys HARDISTY	1:21.506	44	43	Stephen DEGNAN	5:32.808	5:38.302	5.494
45	27	Barry GRAHAM	2:29.121	15	Sam WEST	1:43.186	91	Julian TRUMMER	1:22.052	45	33	Kieran BROCKIE	5:36.487	5:38.390	1.903
46	174	Laurent HOFFMANN	2:29.734	109	Neil KERNOHAN	1:43.207	109	Neil KERNOHAN	1:22.219	46	4	Michael RUTTER	5:35.507	5:38.531	3.024
47	119	Kris DUNCAN	2:30.260	74	Kamil HOLAN	1:43.547	87	Emil KRCHNAVY	1:22.459	47	73	David BROOK	5:36.571	5:39.423	2.852
48	33	Kieran BROCKIE	2:30.317	88	Sean McTAGGART	1:43.550	212	Dean McMASTER	1:22.805	48	87	Emil KRCHNAVY	5:39.621	5:42.607	2.986
49	17	Michael EVANS	2:31.474	17	Michael EVANS	1:44.374	311	Florian ASTNER	1:22.858	49	174	Laurent HOFFMANN	5:30.062	5:47.115	17.053
50	87	Emil KRCHNAVY	2:32.410	43	Stephen DEGNAN	1:44.634	30	Eddy FERRE	1:23.394	50	53	Wayne BOURGEOIS	5:44.306	5:52.375	8.069
51	311	Florian ASTNER	2:33.519	87	Emil KRCHNAVY	1:44.752	33	Kieran BROCKIE	1:23.514	51	17	Michael EVANS	5:37.036	5:52.391	15.355
52	90	Craig KENNELLY	2:35.800	34	Liam CHAWKE	1:45.718	119	Kris DUNCAN	1:25.117	52	85	Olivier LUPBERGER	5:52.458	5:52.458	0.000
53	85	Olivier LUPBERGER	2:37.840	23	Marcus SIMPSON	1:45.777	6	Michael DUNLOP	1:25.275	53	90	Craig KENNELLY	5:43.671	5:53.912	10.241
54	53	Wayne BOURGEOIS	2:38.181	90	Craig KENNELLY	1:46.407	53	Wayne BOURGEOIS	1:25.859	54	119	Kris DUNCAN	5:42.121	5:53.966	11.845
55	30	Eddy FERRE	2:51.156	119	Kris DUNCAN	1:46.744	85	Olivier LUPBERGER	1:26.038						



BRIGGS EQUIPMENT NORTH WEST 200

SUPERBIKE

Q1: First Qualifying

SECTOR ANALYSIS

Perfect Lap (sum of best sectors) = **4:46.551**



4 Michael RUTTER	1:47.091	73 David BROOK	1:27.251	55 27 Barry GRAHAM	5:32.491	6:12.412	39.921
19 Jean Pierre POLET	1:47.867			56 30 Eddy FERRE	5:56.420	6:36.629	40.209
28 Darryl ANDERSON	1:48.545			57 19 Jean Pierre POLET		9:16.348	
85 Olivier LUPBERGER	1:48.580			58 28 Darryl ANDERSON		15:05.045	
37 Barry BURRELL	1:51.967			59 6 Michael DUNLOP		25:01.601	
9 Erno KOSTAMO	1:56.976						
55 Leon JEACOCK	2:06.520						
69 Darragh TRAPPE	3:33.111						



BRIGGS EQUIPMENT NORTH WEST 200

SUPERBIKE

Q1: First Qualifying
Wednesday, 06 May 2026



NW200

SPEED TRAP ON APPROACH TO UNIVERSITY

Class	No/Name	Fastest	Lap 1	Lap 2	Lap 3	Lap 4	Lap 5	Lap 6	Lap 7	Lap 8	Lap 9	Lap 10	Lap 11	Lap 12
SBK	2 Glenn IRWIN	196.9	170.9	155.1	176.3	193.5	195.2	153.0	191.3	196.9				
SBK	3 Dean HARRISON	196.9	196.9	196.9	194.6	182.5	189.7	180.0	191.8	186.5	195.7			
SBK	79 Storm STACEY	195.7	158.1	151.6	169.6	169.2	190.2	195.7						
SBK	47 Richard COOPER	194.0	189.1	194.0	182.0	135.2	173.1	174.4	184.5	127.5				
SBK	13 Gary McCOY	194.0	159.6	194.0	179.1	176.7	150.0	176.7	181.5	178.6	181.0			
SBK	12 Ian HUTCHINSON	194.0	149.6	180.0	183.5	178.1	183.5	181.5	164.6	191.8	194.0			
SBK	60 Peter HICKMAN	193.5	161.9	190.2	165.4	190.7	191.8	193.5	192.4	176.7				
SBK	16 Mike BROWNE	192.9	172.6	168.3	147.3	145.7	168.7	191.3	192.9	165.0				
SBK	59 Darryl TWEED	190.2	143.6	153.4	132.3	118.5	160.7	174.0	167.5	190.2				
SBK	35 Mark HEWITT	188.1	148.0	153.7	133.3	158.4	163.4	188.1						
SBK	25 Josh BROOKES	187.0	164.6	157.3	148.0	178.6	187.0	174.9	125.6					
SBK	91 Julian TRUMMER	184.5	157.7	138.8	153.0	171.3	169.2	184.5						
SBK	41 Aaron SPENCE	184.0	138.8	184.0	159.6	144.2	158.1	158.4						
SBK	22 Paul JORDAN	182.0	168.7	162.6	182.0	143.3								
SBK	14 Ilja CALJOUW	181.0	181.0	149.6	165.4	156.2	161.5	177.7	180.0					
SBK	10 James CHAWKE	179.5	150.6	141.2	152.7	141.7	151.3	179.5						
SBK	92 Mitch REES	179.5	158.1	169.2	174.4	154.8	179.5							
SBK	30 Eddy FERRE	179.1	117.3	157.7	132.0	179.1								
SBK	29 David JOHNSON	177.7	171.8	129.7	164.6	167.9	173.1	175.3	176.7	177.7				
SBK	1 John McGUINNESS	177.2	176.3	177.2	149.6	168.3	175.3	173.5	161.1					
SBK	96 Dominic HERBERTSON	176.7	166.7	170.0	176.7									
SBK	6 Michael DUNLOP	176.3	176.3	169.2										
SBK	119 Kris DUNCAN	175.8	175.8	130.7	106.9	141.2	124.9	163.4						
SBK	34 Liam CHAWKE	175.8	161.9	175.3	175.8									
SBK	46 Rhys HARDISTY	173.5	155.1	158.1	150.3	153.4	157.7	173.5						
SBK	42 Jonathan PERRY	173.5	173.5	135.5	145.7	168.3	172.6							
SBK	44 Rob HODSON	171.8	152.7	139.7	163.8	171.8								
SBK	64 Grant THOMSON	171.8	168.3	147.7	171.8	170.0								
SBK	139 Dermot CLEARY	171.3	137.7	155.1	171.3									
SBK	5 Kevin KEYES	170.5	145.1	170.5	149.3	162.6	158.1							
SBK	21 Marty LENNON	170.5	170.5	139.1	153.4									
SBK	20 Carl PHILLIPS	169.2	146.1	155.1	123.3	156.6	144.2	169.2						
SBK	33 Kieran BROCKIE	169.2	165.0	169.2										
SBK	15 Sam WEST	166.2	144.8	166.2	150.0									
SBK	17 Michael EVANS	165.8	152.7	145.7	144.5	143.6	147.7	165.8						
SBK	73 David BROOK	165.4	165.4	139.4	123.1									
SBK	19 Jean Pierre POLET	165.0	81.8	165.0										
SBK	87 Emil KRCHNAVY	163.4	120.2	155.9	92.4	128.0	163.4	162.6	156.6	162.6				
SBK	40 Maurizio BOTTALICO	163.4	163.4	148.0	118.1									
SBK	311 Florian ASTNER	163.4	163.4	136.0	116.3	148.3	158.4							
SBK	4 Michael RUTTER	162.2	162.2	152.0										
SBK	361 Ryan WHITEHALL	161.9	125.4	140.0	134.9	117.9	151.0	158.4	161.9					
SBK	174 Laurent HOFFMANN	160.7	139.4	150.6	160.7	130.5								
SBK	53 Wayne BOURGEOIS	160.3	138.8	160.3	141.5	132.0	158.8	147.0	151.0					
SBK	80 Rasmus LINDSTRÖM	160.3	160.3	159.9	143.0	130.7								
SBK	88 Sean McTAGGART	159.6	136.9	144.8	159.6									
SBK	90 Craig KENNELLY	159.2	135.5	129.5	106.4	142.7	140.3	149.3	159.2					
SBK	66 Ryan GIBSON	157.3	157.3	156.6	148.3									
SBK	28 Darryl ANDERSON	156.2	154.8	156.2										
SBK	8 Pontus RÖSTLINGER	156.2	156.2	152.0	150.6	126.6								
SBK	212 Dean McMASTER	155.1	153.0	136.9	142.0	155.1	125.9							



BRIGGS EQUIPMENT NORTH WEST 200

SUPERBIKE

Q1: First Qualifying
Wednesday, 06 May 2026



NW200

SPEED TRAP ON APPROACH TO UNIVERSITY

Class	No/Name	Fastest	Lap 1	Lap 2	Lap 3	Lap 4	Lap 5	Lap 6	Lap 7	Lap 8	Lap 9	Lap 10	Lap 11	Lap 12
SBK	74 Kamil HOLAN	155.1	122.0	153.0	145.4	144.2	123.8	<u>155.1</u>	147.0					
SBK	27 Barry GRAHAM	154.8	<u>154.8</u>	143.0	142.7									
SBK	71 Phillip CROWE	154.4	142.0	153.4	<u>154.4</u>									
SBK	43 Stephen DEGNAN	152.7	128.7	113.2	136.9	126.3	137.1	150.6	148.0	<u>152.7</u>				
SBK	134 Don GILBERT	150.6	146.4	121.1	142.7	143.6	<u>150.6</u>							
SBK	109 Neil KERNOHAN	150.0	122.4	148.0	<u>150.0</u>	130.5								
SBK	55 Leon JEACOCK	140.9	<u>140.9</u>											
SBK	85 Olivier LUPBERGER	140.6	<u>140.6</u>	132.5	116.5	137.4								
SBK	69 Darragh TRAPPE	136.0	<u>136.0</u>											
SBK	23 Marcus SIMPSON	126.8	<u>126.8</u>											
SBK	37 Barry BURRELL	125.2	<u>125.2</u>											
SBK	9 Erno KOSTAMO	123.1	<u>123.1</u>											